





Date: 20/02/2020

Legend

-  Coastal Environment Extent
-  Reference Area
-  District Boundary
-  Reference Area Values

Coastal Marine Area Reference

Tasman Bay Area



1:165,000