



Reviewing the Wither Hills Farm Park Management Plan

First round of feedback/suggestions
June 2023



**MARLBOROUGH
DISTRICT COUNCIL**

The feedback/suggestions in this document are from the first round of submissions received on reviewing the 2003 Wither Hills Farm Park Management Plan. The information received will be used in the development of a draft management plan. Once this is completed the community will be invited to provide feedback on the draft plan through a written submission and hearing process.

Submissions were received from the following (note that contact details have been removed).

No	Name
1	Simpson, Dale
2	Schofield, Heather
3	Frew, Julia
4	Burton, Keiran
5	Clapp, Pauline
6	Speck, Liz
7	van Asch, Rachael
8	Tilly, Kerry
9	Mosley, Karin
10	Dasler, Phillip
11	Michel, Swan
12	Shefford, Jo
13	Heaton, Naomi
14	Thompson, Diane
15	Curtin, Ange
16	Thornley, Robert
17	Newman, Janet
18	Winn, Warwick
19	Sowman, Nick
20	Davison, Maree
21	Cartwright, Chris
22	Clark, David
23	Tennant, Nicki
24	Hutchison, Christine (2)
25	Hyland, John
26	Webb, Brenda
27	Taylor, Elaine
28	Hole, Greg
29	Pahl, Angela
30	van der Heide, Maike
31	Reid, Dennis
32	Rooney, Stephen
33	Morrison, Errol

34	Tucker, Benjamin
35	Walter, Lucy
36	Morrow, Emma
37	Walter, Richard
38	Holdaway, Fraser
39	Cookson, Christopher
40	Maclennan, Stewart
41	Webber, Warren
42	Steed, Ian
43	Webber, Jude
44	Sinclair, Neil
45	Grigg, Russell
46	Young, Martin
47	Wilson, Richard
48	Martella, Steph
49	Newlove, Gary
50	Ferguson, Pene
51	Forrest, Peter & Andrea
52	Graham, Frank
53	Gunningham, Paul
54	Barriball, Lyall & Alexander, Coco
55	Dutton, Nick
56	Wilson, Kevin
57	Auston, Robert
58	Millen, Paul
59	Beech, Ross
60	Beech, Chris
61	Odell, Gillian
62	Caddie, Andrew
63	de Zwart, Fred
64	Neill, Garry
65	Ballinger, Helen
66	Vallance, Stephen

67	Nelson Marlborough Health (Hana Wilkinson)
68	Cameron, Cristy
69	Lodge, Carol
70	Rockliff, Laurel
71	Mayson, Janine
72	Cannan, Kathryn
73	Barnsley, James
74	Walkenhorst, Jane
75	Walkenhorst, Emmeline
76	Spooner, Gillian
77	Wood, Evin
78	Harris, Michelle
79	Walker, Angela
80	Ruhen, Shelley
81	Morgan, David

82	Bilton, Jan
83	McCulloch, Nigel
84	Paul, Jeannine
85	Rotary Clubs Blenheim and Blenheim South (Jock Struthers)
86	Dunn, Rob
87	Forest & Bird, Marlborough (Penny Wardle)
88	Marlborough Orienteering Club (Mondo Kopua)
89	QEII National Trust (Tom Stein)
90	Gilmour, James
91	James, Adrienne
92	Rush, Michaela
93	Larcombe, Sara
94	Marlborough Mountain Bike Club (Fraser Brown)

Dale Simpson

From:
To: [Linda Craighead-7656](mailto:Linda.Craighead-7656)
Subject: CM: Re: Review of Wither Hills Farm Park Management Plan
Date: Tuesday, 21 March 2023 1:58:58 p.m.

EXTERNAL EMAIL: Do not click any links or open any attachments unless you trust the sender and know the content is safe.

Bike trail should be both well defined/sign posted and only for that purpose; similarly so should walking tracks BIG SIGNAGE „NO BIKES WALKING ONLY. too many (unreported) close shaves and accidents- - e-bikes have extended the range of these week end warriors- - us oldies dont hear so well and should have their rights to the park on bike free trails. The concil has a duty of care to protect its active elderly Wither Hills Farm Park Users.

Dale Simpson

On 21/03/2023 9:26 am, Linda Craighead-7656 wrote:

Good morning

The Council is about to commence the wider review of the Wither Hills Farm Park looking at all activities and values associated with this area. I am contacting you as you have either previously provided feedback to the Council on a proposed mountain bike skills area for the Wither Hills Farm Park or have been contacted by the Council's consultant assisting in the review process. A discussion document has been prepared that provides a high level overview of a range of management challenges for the farm park and you are invited to consider this document and submit feedback to the Council.

The feedback period opens at 8am on the 23rd of March and closes at 5pm on the 27th of April. The discussion document will be available from 8am on the 23rd at the Council's offices or on the Council's website at

<https://www.marlborough.govt.nz/recreation/parks-and-open-spaces/parks-and-open-spaces-plans-and-reports/wither-hills-farm-park-management-plan>.

Information on this page also tells you how to provide your feedback with a range of options available.

This is just the first stage of the process and once the feedback has been reviewed, a draft plan will be developed. There will then be a further opportunity for submissions.

If you have any queries about the process please do not hesitate to contact me.

Kind regards

Linda

Linda Craighead

Planner

Parks and Open Spaces | NGA PAPA O WAIRAU

Marlborough District Council
15 Seymour Street, Blenheim
PO Box 443, Marlborough 7240
New Zealand

Phone 00 64 3 520 7400
Email mdc@marlborough.govt.nz
Website www.marlborough.govt.nz
GST No. 50-430-960



Wither Hills Farm Park Management Plan Review

Reference Number: REF230343491
Submitted On: 23/03/2023 10:08

Important Information

Contact Details

First Name	Heather
Surname	Schofield
Organisation (if applicable)	[REDACTED]
Contact person (if applicable)	[REDACTED]
Postal address	[REDACTED]
Phone (daytime)	[REDACTED]
Phone (mobile)	[REDACTED]
Email	[REDACTED]
I agree that the above email address can be used as my service address for this submission	Yes
Address for service (if different from above)	[REDACTED]

Submission Details

First most important	Fire
Second most important	Invasive species control
Reasons	
Do you have any views on the farming activity in the Farm Park? (please include reasons)	Yes
Reasons	I enjoy that it is used as a working farm, it adds to the joy of walking through the farm park as every time you walk it, you see something new and different. Great to see rural animals nice and close
Do you agree with the suggested following actions to manage fire risk?	<ul style="list-style-type: none"> •Coordinate with Fire and Emergency New Zealand to increase for public awareness •Expand existing native planted areas •Manage farm tracks and roads to assist in reducing fire spread
Comments	
Entry	Quail Stream (Forest Park Drive)
Exit	Mountain Bike Park

What improvements to existing facilities within the Farm Park do you think are necessary? (please include reasons)

The signage for the different tracks and entrances need updating. It can be quite misleading and easily misled to the wrong track. It also doesn't represent current council signages elsewhere

Do you think there are any additional facilities for Farm Park users that may be needed? (please include reasons)

Location

Rotary lookout track

Reasons

What is your view of the management priorities for invasive species (weeds and pests)? (please include reasons)

How important is maintaining the current landscape of the Wither Hills to you? (please include reasons)

Important

Reasons

Do you think there is a role for recreation concessions or hospitality services within the park? (please include reasons)

Yes

Reasons

bring more tourism to the area and provide and end to end service where there are multiple ways to add to the economy (coffee cart, ice cream van etc) we normally go for coffee after our walk so it would be great to have something like that on offer in the carpark

Do you have any other feedback on matters you would like to see addressed through the management plan review?

Marlborough District Council
15 Seymour Street, Blenheim
PO Box 443, Marlborough 7240
New Zealand

Phone 00 64 3 520 7400
Email mdc@marlborough.govt.nz
Website www.marlborough.govt.nz
GST No. 50-430-960



Wither Hills Farm Park Management Plan Review

Reference Number: REF230344149
Submitted On: 23/03/2023 13:44

Important Information

Contact Details

First Name	Julia
Surname	Frew
Organisation (if applicable)	
Contact person (if applicable)	
Postal address	[REDACTED]
Phone (daytime)	[REDACTED]
Phone (mobile)	
Email	[REDACTED]
I agree that the above email address can be used as my service address for this submission	Yes
Address for service (if different from above)	

Submission Details

First most important	Recreation
Second most important	Fire
Reasons	I think the farm park is invaluable for the residents of Blenheim. I think fire risk is the other key concern, as seen with Boxing Day fires.
Do you have any views on the farming activity in the Farm Park? (please include reasons)	Yes
Reasons	I think if farming can be done alongside recreation why not!
Do you agree with the suggested following actions to manage fire risk?	<ul style="list-style-type: none"> • Coordinate with Fire and Emergency New Zealand to increase for public awareness • Control spark hazardous activities within the park linked to fire danger levels • Underplant exotic forest areas with either broadleaf hardwoods or lower flammability species • Expand existing native planted areas • Start transition of other high flammability species to lower flammability species • Manage farm tracks and roads to assist in reducing fire spread

Comments

Entry	Rifle Range
Exit	Rifle Range
What improvements to existing facilities within the Farm Park do you think are necessary? (please include reasons)	Nothing, I think toilets and water and tracks are excellent
Do you think there are any additional facilities for Farm Park users that may be needed? (please include reasons)	
Location	Wherever is most sustainable for access and water etc to get natives to survive
Reasons	Best to focus on achievable areas and slowly working on wider areas
What is your view of the management priorities for invasive species (weeds and pests)? (please include reasons)	I think priority needs to be on pest control and setting up natives/fire resistant plantings
How important is maintaining the current landscape of the Wither Hills to you? (please include reasons)	Important
Reasons	
Do you think there is a role for recreation concessions or hospitality services within the park? (please include reasons)	No
Reasons	I think these could be considered on the flats near the car park but not encroaching into the park itself
Do you have any other feedback on matters you would like to see addressed through the management plan review?	

Marlborough District Council
15 Seymour Street, Blenheim
PO Box 443, Marlborough 7240
New Zealand

Phone 00 64 3 520 7400
Email mdc@marlborough.govt.nz
Website www.marlborough.govt.nz
GST No. 50-430-960



Wither Hills Farm Park Management Plan Review

Reference Number: REF230344991
Submitted On: 23/03/2023 19:52

Important Information

Contact Details

First Name	Kieran
Surname	Burton
Organisation (if applicable)	
Contact person (if applicable)	
Postal address	[REDACTED]
Phone (daytime)	[REDACTED]
Phone (mobile)	
Email	[REDACTED]
I agree that the above email address can be used as my service address for this submission	Yes
Address for service (if different from above)	

Submission Details

First most important	Biodiversity
Second most important	Recreation
Reasons	I believe that the farm park should be replanted with native flora and fauna to help protect against erosion and pollution. Then using this amazing resource for the public as a recreational area to promote health and well-being through exercise and getting outdoors.
Do you have any views on the farming activity in the Farm Park? (please include reasons)	Yes
Reasons	

Do you agree with the suggested following actions to manage fire risk?	<ul style="list-style-type: none"> •Coordinate with Fire and Emergency New Zealand to increase for public awareness •Control spark hazardous activities within the park linked to fire danger levels •Remove all Eucalyptus species and Gorse •Underplant exotic forest areas with either broadleaf hardwoods or lower flammability species •Expand existing native planted areas •Start transition of other high flammability species to lower flammability species •Manage farm tracks and roads to assist in reducing fire spread
Comments	
Entry	Rifle Range
Exit	Rifle Range
What improvements to existing facilities within the Farm Park do you think are necessary? (please include reasons)	More family friendly walking and mountain biking trails. More gradual hill trails so that the full farm park can be enjoyed by more people.
Do you think there are any additional facilities for Farm Park users that may be needed? (please include reasons)	
Location	Quail stream lower and upper. In all the gulleys and walkways
Reasons	To provide shade on the existing walkways and help keep the moisture in the ground. Protect the water ways.
What is your view of the management priorities for invasive species (weeds and pests)? (please include reasons)	Unsure but do know there are a lot of possums in the forested areas
How important is maintaining the current landscape of the Wither Hills to you? (please include reasons)	Not very important
Reasons	Replant with native flora and fauna.
Do you think there is a role for recreation concessions or hospitality services within the park? (please include reasons)	Yes
Reasons	Yes, I believe there is room for this in the rifle range car park area. A nice cool drink after some mountain biking or walking/running the trails. A coffee while the kids hoon on the pump track.
Do you have any other feedback on matters you would like to see addressed through the management plan review?	

Marlborough District Council
15 Seymour Street, Blenheim
PO Box 443, Marlborough 7240
New Zealand

Phone 00 64 3 520 7400
Email mdc@marlborough.govt.nz
Website www.marlborough.govt.nz
GST No. 50-430-960



Wither Hills Farm Park Management Plan Review

Reference Number: REF230345109
Submitted On: 23/03/2023 21:45

Important Information

Contact Details

First Name	Pauline
Surname	Clapp
Organisation (if applicable)	
Contact person (if applicable)	
Postal address	[REDACTED]
Phone (daytime)	[REDACTED]
Phone (mobile)	
Email	[REDACTED]
I agree that the above email address can be used as my service address for this submission	Yes
Address for service (if different from above)	

Submission Details

First most important	Recreation
Second most important	Fire
Reasons	I would really love to see a bridle path for the Marlborough equestrian community as we have no where. The roads are far too dangerous to ride on. There are mountain bike sections, why can there not be a separate bridle path for horse riders away from mountain bikers and walkers.
Do you have any views on the farming activity in the Farm Park? (please include reasons)	No
Reasons	I think the farming on the park is great. If equestrians had a bridle path we are all well aware of livestock and leaving gates as you fine them.

Do you agree with the suggested following actions to manage fire risk?

- Coordinate with Fire and Emergency New Zealand to increase for public awareness
- Control spark hazardous activities within the park linked to fire danger levels
- Remove all Eucalyptus species and Gorse
- Underplant exotic forest areas with either broadleaf hardwoods or lower flammability species
- Expand existing native planted areas
- Start transition of other high flammability species to lower flammability species
- Manage farm tracks and roads to assist in reducing fire spread

Comments

I think all of the above will benefit the park in the long term future.

Entry

Dry Hills Lane (Mapp Track)

Exit

What improvements to existing facilities within the Farm Park do you think are necessary? (please include reasons)

Do you think there are any additional facilities for Farm Park users that may be needed? (please include reasons)

Location

Reasons

What is your view of the management priorities for invasive species (weeds and pests)? (please include reasons)

How important is maintaining the current landscape of the Wither Hills to you? (please include reasons)

Reasons

Do you think there is a role for recreation concessions or hospitality services within the park? (please include reasons)

Reasons

Do you have any other feedback on matters you would like to see addressed through the management plan review?

I think it would be a huge asset to have a bridle path in Marlborough as the equestrian folk have nowhere safe to ride. The roads are very dangerous and very few vineyard owners grant permission for horse riding. I live near the diversion and cannot ride there at weekends as people are always zooming around on motorbikes and never slow down for horses. This is very dangerous to both parties. Also riding down near the Wairau River you came across people zooming past u on mountain bikes or the occasional 4WD trying to negotiate tracks around the river. I have had several close calls. An independent bridle track for horse riders will certainly be well used and make it safer for all involved.

Liz Speck

From: [REDACTED]
To: [Witherhills Planreview](#)
Subject: CM: Bridle paths
Date: Friday, 24 March 2023 5:37:35 a.m.

EXTERNAL EMAIL: Do not click any links or open any attachments unless you trust the sender and know the content is safe.

As mini horses are not allowed to use the equestrian park it would be lovely to be able to access the wither hills park. There are so few areas available to general horse use unless you are lucky enough to be granted permission to ride or cart around a vineyard, which is very unlikely speaking from experience, or Along the river bank which is dangerous for all involved when pedestrian common sense isnt used. Or around the streets. Also very dangerous.

Thanks liz Speck

Marlborough District Council
15 Seymour Street, Blenheim
PO Box 443, Marlborough 7240
New Zealand

Phone 00 64 3 520 7400
Email mdc@marlborough.govt.nz
Website www.marlborough.govt.nz
GST No. 50-430-960



Wither Hills Farm Park Management Plan Review

Reference Number: REF230345222
Submitted On: 24/03/2023 07:16

Important Information

Contact Details

First Name	Rachael
Surname	van Asch
Organisation (if applicable)	
Contact person (if applicable)	
Postal address	[REDACTED]
Phone (daytime)	[REDACTED]
Phone (mobile)	
Email	[REDACTED]
I agree that the above email address can be used as my service address for this submission	Yes
Address for service (if different from above)	

Submission Details

First most important	Biodiversity
Second most important	Fire
Reasons	I think with the better understanding now of our endemic species of flora and fauna, the Withers Hills Farm Park is a large area that can become home to more species. There is more information and knowledge now of which native species of plants are drought tollerant and fire retardant. I would love to see more of these planted, rather than the wattles and other exotic species that have been planted in the past.
Do you have any views on the farming activity in the Farm Park? (please include reasons)	No
Reasons	

Do you agree with the suggested following actions to manage fire risk?

- Coordinate with Fire and Emergency New Zealand to increase for public awareness
- Control spark hazardous activities within the park linked to fire danger levels
- Remove all Eucalyptus species and Gorse
- Underplant exotic forest areas with either broadleaf hardwoods or lower flammability species
- Expand existing native planted areas
- Start transition of other high flammability species to lower flammability species
- Manage farm tracks and roads to assist in reducing fire spread

Comments

Entry

Rifle Range

Exit

Rifle Range

What improvements to existing facilities within the Farm Park do you think are necessary? (please include reasons)

Do you think there are any additional facilities for Farm Park users that may be needed? (please include reasons)

Location

Gullies not already planted and underplanting exotics with natives

Reasons

Leave the exotics where they are for the time being but plant gullies that haven't been planted yet. Once they established, take the exotics out.

What is your view of the management priorities for invasive species (weeds and pests)? (please include reasons)

Keep on top of them, with the view to erradicate them.

How important is maintaining the current landscape of the Wither Hills to you? (please include reasons)

Not very important

Reasons

I haven't used the area much in the past few years, due to a foot injury, but in the past have used it. I live in the Awatere Valley, Dashwood, so didn't use it much but my family farm was effected by the Boxing Day fires, so don't want to see a repeat of those. It still needs to be well managed.

Do you think there is a role for recreation concessions or hospitality services within the park? (please include reasons)

No

Reasons

It is a special place for all people to recreate in, not just those with money. It is also fairly untouched and apart from farming, not commercial.

Do you have any other feedback on matters you would like to see addressed through the management plan review?

Please don't over develop it.

Marlborough District Council
15 Seymour Street, Blenheim
PO Box 443, Marlborough 7240
New Zealand

Phone 00 64 3 520 7400
Email mdc@marlborough.govt.nz
Website www.marlborough.govt.nz
GST No. 50-430-960



Wither Hills Farm Park Management Plan Review

Reference Number: REF230345262
Submitted On: 24/03/2023 08:07

Important Information

Contact Details

First Name	Kerry
Surname	Tilly
Organisation (if applicable)	
Contact person (if applicable)	[REDACTED]
Postal address	[REDACTED]
Phone (daytime)	[REDACTED]
Phone (mobile)	[REDACTED]
Email	[REDACTED]
I agree that the above email address can be used as my service address for this submission	Yes
Address for service (if different from above)	

Submission Details

First most important	Biodiversity
Second most important	Recreation
Reasons	We need to show examples of good governance and community use
Do you have any views on the farming activity in the Farm Park? (please include reasons)	No
Reasons	Both can exist together
Do you agree with the suggested following actions to manage fire risk?	<ul style="list-style-type: none"> • Coordinate with Fire and Emergency New Zealand to increase for public awareness • Control spark hazardous activities within the park linked to fire danger levels • Remove all Eucalyptus species and Gorse • Underplant exotic forest areas with either broadleaf hardwoods or lower flammability species • Expand existing native planted areas • Start transition of other high flammability species to lower flammability species • Manage farm tracks and roads to assist in reducing fire spread

Comments

Entry

Mountain Bike Park

Exit

Quail Stream (Forest Park Drive)

What improvements to existing facilities within the Farm Park do you think are necessary? (please include reasons)

Improve walking tracks to reduce mud and hazards when and after rain

Do you think there are any additional facilities for Farm Park users that may be needed? (please include reasons)

Out door gym equipment

Location

Near walking tracks for shade

Reasons

What is your view of the management priorities for invasive species (weeds and pests)? (please include reasons)

How important is maintaining the current landscape of the Wither Hills to you? (please include reasons)

Important

Reasons

Do you think there is a role for recreation concessions or hospitality services within the park? (please include reasons)

Yes

Reasons

Revenue

Do you have any other feedback on matters you would like to see addressed through the management plan review?

Allow dogs on leads please.

Marlborough District Council
15 Seymour Street, Blenheim
PO Box 443, Marlborough 7240
New Zealand

Phone 00 64 3 520 7400
Email mdc@marlborough.govt.nz
Website www.marlborough.govt.nz
GST No. 50-430-960



Wither Hills Farm Park Management Plan Review

Reference Number: REF230345430
Submitted On: 24/03/2023 09:43

Important Information

Contact Details

First Name	Karin
Surname	Mosley
Organisation (if applicable)	
Contact person (if applicable)	Karin Mosley
Postal address	[REDACTED]
Phone (daytime)	[REDACTED]
Phone (mobile)	[REDACTED]
Email	[REDACTED]
I agree that the above email address can be used as my service address for this submission	Yes
Address for service (if different from above)	

Submission Details

First most important	Recreation
Second most important	Landscape
Reasons	I believe that this area should be opened up to Horse riders, this is a recreational sport and as there are already bikers and walkers up there I can see no valid reason why horse riding should not be allowed. The Farm park is a huge area and the bikers and walkers have miles of track to use. I also feel that horse riding should have their own space as well given that in the region bikers and walkers also have a large variety of areas to do their thing in the greater Marlborough region whereas horse riding areas are very limited. In regard to the landscape I would prefer to see Natives patches established, this will hopefully attract native birds and also provide cover and assist with the carbon emissions.
Do you have any views on the farming activity in the Farm Park? (please include reasons)	No
Reasons	

Do you agree with the suggested following actions to manage fire risk?

- Coordinate with Fire and Emergency New Zealand to increase for public awareness
- Control spark hazardous activities within the park linked to fire danger levels
- Remove all Eucalyptus species and Gorse
- Underplant exotic forest areas with either broadleaf hardwoods or lower flammability species
- Expand existing native planted areas
- Start transition of other high flammability species to lower flammability species
- Manage farm tracks and roads to assist in reducing fire spread

Comments

Entry

Sutherland Stream (upper Redwood Street)

Exit

Sutherland Stream (upper Redwood Street)

What improvements to existing facilities within the Farm Park do you think are necessary? (please include reasons)

Do you think there are any additional facilities for Farm Park users that may be needed? (please include reasons)

As I have advised access to horse riders.

Location

In the the unusable gullies and various patches over the entire area.

Reasons

Native birds, using land that is not good for much else, eg steep gullies etc. Provide shade and assist with Carbon emmissions.

What is your view of the management priorities for invasive species (weeds and pests)? (please include reasons)

How important is maintaining the current landscape of the Wither Hills to you? (please include reasons)

Not very important

Reasons

I would prefer to see a lot more planting of natives.

Do you think there is a role for recreation concessions or hospitality services within the park? (please include reasons)

No

Reasons

Keep business out leave this for the recreational users.

Do you have any other feedback on matters you would like to see addressed through the management plan review?

Marlborough District Council
15 Seymour Street, Blenheim
PO Box 443, Marlborough 7240
New Zealand

Phone 00 64 3 520 7400
Email mdc@marlborough.govt.nz
Website www.marlborough.govt.nz
GST No. 50-430-960



Wither Hills Farm Park Management Plan Review

Reference Number: REF230345514
Submitted On: 24/03/2023 10:13

Important Information

Contact Details

First Name	phillip
Surname	DASLER
Organisation (if applicable)	
Contact person (if applicable)	
Postal address	[REDACTED]
Phone (daytime)	[REDACTED]
Phone (mobile)	
Email	[REDACTED]
I agree that the above email address can be used as my service address for this submission	Yes
Address for service (if different from above)	

Submission Details

First most important	Recreation
Second most important	Fire
Reasons	invasive species requires a wider regional plan not specific to the park As a functioning farm park bio diversity will be challenged through grazing I am surprised not to see erosion on the list
Do you have any views on the farming activity in the Farm Park? (please include reasons)	Yes
Reasons	grazing is important to keep potential fire fuel down in the summer however over time more land needs to be converted back to established planting. this helps with soil erosion, carbon sequestration, and biodiversity. While is remain in grazing degradation of soils and soil biology is the only likely outcome.

Do you agree with the suggested following actions to manage fire risk?

- Coordinate with Fire and Emergency New Zealand to increase for public awareness
- Control spark hazardous activities within the park linked to fire danger levels
- Remove all Eucalyptus species and Gorse
- Underplant exotic forest areas with either broadleaf hardwoods or lower flammability species
- Expand existing native planted areas

Comments

Entry

Mountain Bike Park

Exit

Rifle Range

What improvements to existing facilities within the Farm Park do you think are necessary? (please include reasons)

Do you think there are any additional facilities for Farm Park users that may be needed? (please include reasons)

Increased designated areas for bike trail building. Ie; Quail stream to the ridge line.

Location

Reasons

What is your view of the management priorities for invasive species (weeds and pests)? (please include reasons)

How important is maintaining the current landscape of the Wither Hills to you? (please include reasons)

Not very important

Reasons

As a grazing Farm in its current form there is a increased likely hood of erosion, fire. Increase planting throughout the park and returning to a recreation space would be ideal and a true assets to Marlborough. I do appreciate grazing is a important mgmt tool for fire mitigation and can not be excluded

Do you think there is a role for recreation concessions or hospitality services within the park? (please include reasons)

Yes

Reasons

yes to recreation no to Hospitality. Not every space needs a cafe. Leave it as a place to escape urban influences free of lights, coffee and sugar filed drinks

Do you have any other feedback on matters you would like to see addressed through the management plan review?

Wither Hills Farm Park Management Plan Review

Reference Number: REF230346184
Submitted On: 24/03/2023 13:33

Important Information

Contact Details

First Name	swan
Surname	micel
Organisation (if applicable)	[REDACTED]
Contact person (if applicable)	swan micel
Postal address	[REDACTED]
Phone (daytime)	[REDACTED]
Phone (mobile)	[REDACTED]
Email	[REDACTED]
I agree that the above email address can be used as my service address for this submission	Yes
Address for service (if different from above)	[REDACTED]

Submission Details

First most important	Recreation
Second most important	Biodiversity
Reasons	It would be amazing if this park got planted in trees different trails be made for horse riders, dogs, bikes....
Do you have any views on the farming activity in the Farm Park? (please include reasons)	Yes
Reasons	Lots of different tracks for different activities, horse riding, dog park, bikes, runners...

Do you agree with the suggested following actions to manage fire risk?

- Coordinate with Fire and Emergency New Zealand to increase for public awareness
- Control spark hazardous activities within the park linked to fire danger levels
- Remove all Eucalyptus species and Gorse
- Underplant exotic forest areas with either broadleaf hardwoods or lower flammability species
- Expand existing native planted areas
- Start transition of other high flammability species to lower flammability species
- Manage farm tracks and roads to assist in reducing fire spread

Comments

Entry

Quail Stream (Forest Park Drive)

Exit

Quail Stream (Forest Park Drive)

What improvements to existing facilities within the Farm Park do you think are necessary? (please include reasons)

Do you think there are any additional facilities for Farm Park users that may be needed? (please include reasons)

Location

Reasons

What is your view of the management priorities for invasive species (weeds and pests)? (please include reasons)

How important is maintaining the current landscape of the Wither Hills to you? (please include reasons)

Not very important

Reasons

it looks so bare

Do you think there is a role for recreation concessions or hospitality services within the park? (please include reasons)

Yes

Reasons

yes such a great big space but at the moment its not very useful

Do you have any other feedback on matters you would like to see addressed through the management plan review?

Marlborough District Council
15 Seymour Street, Blenheim
PO Box 443, Marlborough 7240
New Zealand

Phone 00 64 3 520 7400
Email mdc@marlborough.govt.nz
Website www.marlborough.govt.nz
GST No. 50-430-960



Wither Hills Farm Park Management Plan Review

Reference Number: REF230346160
Submitted On: 24/03/2023 13:39

Important Information

Contact Details

First Name	Jo
Surname	Shefford
Organisation (if applicable)	
Contact person (if applicable)	Myself
Postal address	[REDACTED]
Phone (daytime)	[REDACTED]
[REDACTED] (mobile)	[REDACTED]
Email	[REDACTED]
I agree that the above email address can be used as my service address for this submission	Yes
Address for service (if different from above)	

Submission Details

First most important	Biodiversity
Second most important	Recreation
Reasons	I would love to see a comprehensive plan to plant the Withers in more native trees to stop erosion and to prevent fires as natives don't burn like other forests. If it's too tricky to start on the hills maybe the best approach is in the valleys and move the fencing out as it expands.
Do you have any views on the farming activity in the Farm Park? (please include reasons)	Yes
Reasons	I feel the cattle create too much erosion and maybe just having sheep to keep the grass down would be better.

Do you agree with the suggested following actions to manage fire risk?	<ul style="list-style-type: none"> •Coordinate with Fire and Emergency New Zealand to increase for public awareness •Control spark hazardous activities within the park linked to fire danger levels •Underplant exotic forest areas with either broadleaf hardwoods or lower flammability species •Expand existing native planted areas •Start transition of other high flammability species to lower flammability species •Manage farm tracks and roads to assist in reducing fire spread
Comments	Gorse is a great way to inject the soil with nutrients and to start and protect the growth of native species. They used this method in Christchurch and it was very successful.
Entry	Quail Stream (Forest Park Drive)
Exit	Quail Stream (Forest Park Drive)
What improvements to existing facilities within the Farm Park do you think are necessary? (please include reasons)	Increasing native planting and great up keep of tracks.
Do you think there are any additional facilities for Farm Park users that may be needed? (please include reasons)	Maybe a loo at the MTB car park especially for the ladies is we have limited stops.
Location	The loop track from Forest Park and then down to the witches hat. All that walking area could do with native planting.
Reasons	To stop erosion and fires from happening in the future and to encourage biodiversity into the park. I saw a gecko on one of the wooden bridges the other day which is encouraging.
What is your view of the management priorities for invasive species (weeds and pests)? (please include reasons)	Native planting through all the park starting with the valleys. I'm sure the community and schools would love to get behind planting days. The chap at MMIT said a few years back that they had loads of native seedlings they had established but no where to send to be planted. It would be great to team up with them as a good initiative.
How important is maintaining the current landscape of the Wither Hills to you? (please include reasons)	Important
Reasons	They need our protection for future generations and they are such a asset to Blenheim.
Do you think there is a role for recreation concessions or hospitality services within the park? (please include reasons)	Yes
Reasons	A cafe would be fantastic for a coffee after a big walk and a way of connecting with others.
Do you have any other feedback on matters you would like to see addressed through the management plan review?	Just what I've mentioned above. This review is well overdue, it's exciting to see that the park may have a future because of it and won't be subject to more fires and erosion.

Marlborough District Council
15 Seymour Street, Blenheim
PO Box 443, Marlborough 7240
New Zealand

Phone 00 64 3 520 7400
Email mdc@marlborough.govt.nz
Website www.marlborough.govt.nz
GST No. 50-430-960



Wither Hills Farm Park Management Plan Review

Reference Number: REF230346897
Submitted On: 24/03/2023 21:08

Important Information

Contact Details

First Name Naomi
Surname Heaton
Organisation (if applicable)
Contact person (if applicable)
Postal address
Phone (daytime)
Phone (mobile)
Email
I agree that the above email address can be used as my service address for this submission Yes
Address for service (if different from above)

Submission Details

First most important Recreation
Second most important Invasive species control
Reasons For public to be able to ride horses over the park
Do you have any views on the farming activity in the Farm Park? (please include reasons) No
Reasons
Do you agree with the suggested following actions to manage fire risk?

- Control spark hazardous activities within the park linked to fire danger levels
- Underplant exotic forest areas with either broadleaf hardwoods or lower flammability species
- Expand existing native planted areas
- Manage farm tracks and roads to assist in reducing fire spread

Comments Tracks so more people able to utilise the park fully
Entry Cob Cottage
Exit Cob Cottage

What improvements to existing facilities within the Farm Park do you think are necessary? (please include reasons)

More horse riding access

Do you think there are any additional facilities for Farm Park users that may be needed? (please include reasons)

Location

Reasons

What is your view of the management priorities for invasive species (weeds and pests)? (please include reasons)

How important is maintaining the current landscape of the Wither Hills to you? (please include reasons)

Reasons

Do you think there is a role for recreation concessions or hospitality services within the park? (please include reasons)

Reasons

Do you have any other feedback on matters you would like to see addressed through the management plan review?

Marlborough District Council
15 Seymour Street, Blenheim
PO Box 443, Marlborough 7240
New Zealand

Phone 00 64 3 520 7400
Email mdc@marlborough.govt.nz
Website www.marlborough.govt.nz
GST No. 50-430-960



Wither Hills Farm Park Management Plan Review

Reference Number: REF230346915
Submitted On: 24/03/2023 22:13

Important Information

Contact Details

First Name	Diane
Surname	Thompson
Organisation (if applicable)	
Contact person (if applicable)	
Postal address	[REDACTED]
Phone (daytime)	[REDACTED]
Phone (mobile)	[REDACTED]
Email	[REDACTED]
I agree that the above email address can be used as my service address for this submission	Yes
Address for service (if different from above)	

Submission Details

First most important	Recreation
Second most important	Invasive species control
Reasons	Having safe places for people to exercise, get fresh air and enjoy nature is a wonderful thing but we need to ensure that we keep Marlborough safe from unwanted species.
Do you have any views on the farming activity in the Farm Park? (please include reasons)	Yes
Reasons	I think farming the park is a lovely idea, animal farms are few and far between in Marlborough and the animals help the land.

Do you agree with the suggested following actions to manage fire risk?	<ul style="list-style-type: none"> •Coordinate with Fire and Emergency New Zealand to increase for public awareness •Control spark hazardous activities within the park linked to fire danger levels •Underplant exotic forest areas with either broadleaf hardwoods or lower flammability species •Start transition of other high flammability species to lower flammability species •Manage farm tracks and roads to assist in reducing fire spread
Comments	
Entry	Redwood Street
Exit	Weld Street
What improvements to existing facilities within the Farm Park do you think are necessary? (please include reasons)	<p>All gateways should be a standard width, the ones at the carpark at the top of Forest Park drive are not the same as the ones at Redwood Street for example, they should all be the wider width like Redwood Street.</p>
Do you think there are any additional facilities for Farm Park users that may be needed? (please include reasons)	<p>It would be nice if horses were permitted in the park since it is a Farm Park. There are very few places that allow horses access, most vineyards won't permit access and everywhere else they have to contend with bikes and dogs. There are multiple dog areas (with plans for more) and multiple cycling tracks/parks but there is no provision for horses and keeping their riders safe. Roads a no longer safe for horses either so it would be lovely if an actual Farm Park could include horse access.</p>
Location	
Reasons	
What is your view of the management priorities for invasive species (weeds and pests)? (please include reasons)	This is where the grazing animals can help keep the weeds out.
How important is maintaining the current landscape of the Wither Hills to you? (please include reasons)	Not very important
Reasons	More tracks to traverse the hills are always valued, tracks that are vehicle wide allowing for safe passing for all.
Do you think there is a role for recreation concessions or hospitality services within the park? (please include reasons)	No
Reasons	<p>No I don't think hospitality services other than water fountains should be within the park, it's about getting more in touch with nature, not invading more natural with city conveniences.</p>
Do you have any other feedback on matters you would like to see addressed through the management plan review?	<p>It would be nice if horses were permitted in the park since it is a Farm Park. There are very few places that allow horses access, most vineyards won't permit access and everywhere else they have to contend with bikes and dogs. There are multiple dog areas (with plans for more) and multiple cycling tracks/parks but there is no provision for horses and keeping their riders safe. Roads a no longer safe for horses either so it would be lovely if an actual Farm Park could include horse access. I also believe that dogs should NOT be allowed access to the Farm park for the safety of the Farm Animals.</p>

Marlborough District Council
15 Seymour Street, Blenheim
PO Box 443, Marlborough 7240
New Zealand

Phone 00 64 3 520 7400
Email mdc@marlborough.govt.nz
Website www.marlborough.govt.nz
GST No. 50-430-960



Wither Hills Farm Park Management Plan Review

Reference Number: REF230347008
Submitted On: 25/03/2023 09:17

Important Information

Contact Details

First Name	Ange
Surname	Curtin
Organisation (if applicable)	
Contact person (if applicable)	
Postal address	[REDACTED]
Phone (daytime)	[REDACTED]
Phone (mobile)	[REDACTED]
Email	[REDACTED]
I agree that the above email address can be used as my service address for this submission	Yes
Address for service (if different from above)	

Submission Details

First most important	Fire
Second most important	Recreation
Reasons	If u dont protect it from fire u wont have a recreational facility
Do you have any views on the farming activity in the Farm Park? (please include reasons)	No
Reasons	Its a FARM park
Do you agree with the suggested following actions to manage fire risk?	<ul style="list-style-type: none"> •Expand existing native planted areas •Manage farm tracks and roads to assist in reducing fire spread
Comments	Natives are better
Entry	Weld Street
Exit	Weld Street
What improvements to existing facilities within the Farm Park do you think are necessary? (please include reasons)	Be nice to have an area for horse riding

Do you think there are any additional facilities for Farm Park users that may be needed? (please include reasons)

Horse riding area

Location

Quail trail

Reasons

Its already there so improve it

What is your view of the management priorities for invasive species (weeds and pests)? (please include reasons)

Its important as u have to up keep a farm, pest control is important

How important is maintaining the current landscape of the Wither Hills to you? (please include reasons)

Important

Reasons

Everything needs to be kept maintained

Do you think there is a role for recreation concessions or hospitality services within the park? (please include reasons)

Yes

Reasons

I guess a drink at the end if an activity be nice but not essential

Do you have any other feedback on matters you would like to see addressed through the management plan review?

Just for the opportunity to be considered for a horse riding area, you could even set a speed/pace limit, walk and trot only Horse people are loosing areas to ride, so be nice to have a place like Dalefield Horse Riding Park in the Wairarapa

Rob Thornley

From: [REDACTED]
To: [Witherhills Planreview](#)
Date: Friday, 24 March 2023 8:59:01 a.m.

EXTERNAL EMAIL: Do not click any links or open any attachments unless you trust the sender and know the content is safe.

At least one hill track you can take dogs on, off the lead would be great but will settle for on the lead.

A cafe with a view. Just above the reservoir to utilize existing road. There is no where in Blenheim with an elevated view to sit and have a coffee, eat or even have dinner. Walk and cycle track could pass it as well but need to vehicle access to maximize revenue.

Rob Thornley

[REDACTED]

Janet Newman

From: [REDACTED]
To: [Witherhills Planreview](#)
Date: Saturday, 25 March 2023 9:46:05 a.m.

EXTERNAL EMAIL: Do not click any links or open any attachments unless you trust the sender and know the content is safe.

Good morning I would love to submit the idea of allowing access to respective Marlborough horse enthusiasts riders, how wonderful it would be to have a trail allowed precisely for horse enthusiasts riders only, I am well aware of cyclists and pedestrians having access so why not allow respectful horse riding the same privilege there could be a process to fill in before been excepted to have access, rules and safety regulations of course, and how about a membership fee which is payable yearly to validate your permit access, surely a trail could be made for equine owners only that would rule out confrontation with other access users this would be very popular with a lot of equine owners

Nick Sowman

From: [Redacted]
To: [Wetherhills Planreview](#)
Subject: CM: Bike Park
Date: Monday, 27 March 2023 9:10:55 a.m.

EXTERNAL EMAIL: Do not click any links or open any attachments unless you trust the sender and know the content is safe.

Good morning,

I am emailing regarding the new Mountain Bike additions at the Wether Hills Farm Park.

I am all for this, it is a great idea and would be amazing to see the expansion of trails.

Cheers,

Nick Sowman

[Redacted]
[Redacted]
[Redacted]

[Redacted]

[Redacted]
[Redacted]
[Redacted]
[Redacted]
[Redacted]

[Redacted]

[Redacted]

Maree Davidson

From: [REDACTED]
To: [Witherhills Planreview](#)
Subject: CM: Wither hills farm park
Date: Monday, 27 March 2023 9:42:21 a.m.

EXTERNAL EMAIL: Do not click any links or open any attachments unless you trust the sender and know the content is safe.

Hi..

This park needs to be accessible to the horse riding community with a dedicated trail(s) or a shared trail with your cyclists/walkers.. there are many horse riders in this community and with with alot of area now absorbed by grapes and the roads to unsafe to ride on, due to ignorance by vehicles ...

Please consider and open up areas for all to enjoy..many people get great joy from seeing horses out and about..

Poop from horses is no different to the many human defecation that one encounters, except horse riders generally get off and kick off the trail as they are extremely grateful to be given access..

Bio security is no different from bikes walker or runners who tires or shoes could of been also many places...

Many other councils thru out nz are opening up trails to accommodate horse riders be great if Marlborough also followed suit..

Thank you in advance

Maree Davidson..

Marlborough District Council
15 Seymour Street, Blenheim
PO Box 443, Marlborough 7240
New Zealand

Phone 00 64 3 520 7400
Email mdc@marlborough.govt.nz
Website www.marlborough.govt.nz
GST No. 50-430-960



Wither Hills Farm Park Management Plan Review

Reference Number: REF230348648
Submitted On: 27/03/2023 10:11

Important Information

Contact Details

First Name	Chris
Surname	Cartwright
Organisation (if applicable)	
Contact person (if applicable)	
Postal address	[REDACTED]
Phone (daytime)	[REDACTED]
Phone (mobile)	
Email	[REDACTED]
I agree that the above email address can be used as my service address for this submission	Yes
Address for service (if different from above)	

Submission Details

First most important	Recreation
Second most important	Invasive species control
Reasons	
Do you have any views on the farming activity in the Farm Park? (please include reasons)	Yes
Reasons	As someone who uses the park almost daily, the broken wires and potholes not marked are left far too long before being dealt with. Often I have dealt with them myself.
Do you agree with the suggested following actions to manage fire risk?	<ul style="list-style-type: none"> •Expand existing native planted areas •Start transition of other high flammability species to lower flammability species
Comments	
Entry	Cob Cottage
Exit	Mountain Bike Park

What improvements to existing facilities within the Farm Park do you think are necessary? (please include reasons)

Do you think there are any additional facilities for Farm Park users that may be needed? (please include reasons)

Location

Reasons

What is your view of the management priorities for invasive species (weeds and pests)? (please include reasons)

How important is maintaining the current landscape of the Wither Hills to you? (please include reasons)

Reasons

Do you think there is a role for recreation concessions or hospitality services within the park? (please include reasons)

Reasons

Do you have any other feedback on matters you would like to see addressed through the management plan review?

I think responsible dog owners who are upto date with all vaccines and microchipped should be able to pay some sort of annual fee to allow dogs on the park. Marlborough is incredibly non dog friendly.

Middle track

Important

Sustaining and improving what's already there

No

In my view the park tracks are already becoming to groomed and neat. This is OK with a few tracks but unnecessary with them all.

David Clark

From: [Redacted]
To: [Witherhills Planreview](#)
Date: Monday, 27 March 2023 11:46:31 a.m.

EXTERNAL EMAIL: Do not click any links or open any attachments unless you trust the sender and know the content is safe.

Good morning having lived all my Life in Marlborough 57 Years and never been up the Wither Hills in my life until 2 Years ago when my Doctor told me I need exercise either Swimming or Biking so I purchased an e bike and have done 4000km on it mainly into the Wither Hills Farm Park at Cobb Cottage and across the Top and out at Wither Road 22 km round trip from Home , it's such a great asset for Marlborough . any way I take photos during some trips of the View from the Top and show my 88-Year-old Mum who lives in Town and cannot walk far and has never been up there either in her life it would be so good if once or twice a Year you could do an organised 4wd SUV Trip to show/take people elderly or immobile people of Marlborough likes through the Lions Club or Rotary etc that's my thoughts , Thanks very much to the MDC this is such a great facility regards David.

David Clark

[Redacted]
[Redacted] [Redacted]
[Redacted] [Redacted]
[Redacted]
[Redacted]

Nicki Tennant

From: [REDACTED]
To: [Witherhills Planreview](#)
Subject: CM: Wither hills
Date: Monday, 27 March 2023 2:55:14 p.m.

EXTERNAL EMAIL: Do not click any links or open any attachments unless you trust the sender and know the content is safe.

I would like to see some horse riding tracks in the farm park , there are alot of horse riders in Blenheim area .
Thanks Nicki Tennant

Get [Outlook for Android](#)

Christine Hutchison (1)

From: [REDACTED]
To: [Wetherhills Planreview](#)
Subject: Wether Hills
Date: Monday, 27 March 2023 3:35:34 p.m.

EXTERNAL EMAIL: Do not click any links or open any attachments unless you trust the sender and know the content is safe.

I would love to see a licensed restaurant / cafe up there with the amazing views, a luge for riding down, vehicle access for disabled and elderly and others as far as the restaurant. Bring the region, and this area in particular, to life,

Christine Hutchison (2)

From: [REDACTED]
To: [Wetherhills Planreview](#)
Subject: Wether Hills
Date: Friday, 31 March 2023 5:29:16 p.m.

EXTERNAL EMAIL: Do not click any links or open any attachments unless you trust the sender and know the content is safe.

I would love to see a licensed cafe / restaurant at the top, road access for some or a van to deliver those who cannot walk up there , like they had at Montana and a luge back down if people choose to park at the street level.

What fun and what glorious views from the restaurant,

I would like to see the restaurant a "tendered for right" to run this , open and honest, And the luge put in by council and fees to cover the cost.How vibrant this would be for sleepy Blenheim.

Thank you.

Mrs Christine Hutchison

Rate payer.

John Hyland

From: [REDACTED]
To: [Wetherhills Planreview](#)
Date: Monday, 27 March 2023 10:12:11 p.m.

EXTERNAL EMAIL: Do not click any links or open any attachments unless you trust the sender and know the content is safe.

Keep it as it is. Don't break it up or build on it. This is our pass and way forward

Marlborough District Council
15 Seymour Street, Blenheim
PO Box 443, Marlborough 7240
New Zealand

Phone 00 64 3 520 7400
Email mdc@marlborough.govt.nz
Website www.marlborough.govt.nz
GST No. 50-430-960



Wither Hills Farm Park Management Plan Review

Reference Number: REF230351275
Submitted On: 28/03/2023 09:12

Important Information

Contact Details

First Name	Brenda
Surname	Webb
Organisation (if applicable)	
Contact person (if applicable)	
Postal address	[REDACTED]
Phone (daytime)	[REDACTED]
Phone (mobile)	
Email	[REDACTED]
I agree that the above email address can be used as my service address for this submission	Yes
Address for service (if different from above)	

Submission Details

First most important	Biodiversity
Second most important	Recreation
Reasons	
Do you have any views on the farming activity in the Farm Park? (please include reasons)	Yes
Reasons	I think the farm is well managed at present
Do you agree with the suggested following actions to manage fire risk?	<ul style="list-style-type: none"> •Control spark hazardous activities within the park linked to fire danger levels •Underplant exotic forest areas with either broadleaf hardwoods or lower flammability species •Expand existing native planted areas •Start transition of other high flammability species to lower flammability species
Comments	
Entry	Sutherland Stream (upper Redwood Street)
Exit	Sutherland Stream (upper Redwood Street)

What improvements to existing facilities within the Farm Park do you think are necessary? (please include reasons)

It would be fantastic to allow horse riding in certain areas.

Do you think there are any additional facilities for Farm Park users that may be needed? (please include reasons)

Horse riding trails. In the UK and Europe bridle paths/ trails are given priority in many parks and reserves.

Location

n/a

Reasons

What is your view of the management priorities for invasive species (weeds and pests)? (please include reasons)

It's important to keep on top of invasive species

How important is maintaining the current landscape of the Wither Hills to you? (please include reasons)

Important

Reasons

The hills are iconic to Marlborough and the current landscape should be retained...along with plantings to decrease erosion and prevent fires.

Do you think there is a role for recreation concessions or hospitality services within the park? (please include reasons)

Yes

Reasons

Be nice to have a coffee cart - I know there was one a few years ago. Not sure why it didn't stay.

Do you have any other feedback on matters you would like to see addressed through the management plan review?

Only the inclusion of horse riding trails in some/one area.

Marlborough District Council
15 Seymour Street, Blenheim
PO Box 443, Marlborough 7240
New Zealand

Phone 00 64 3 520 7400
Email mdc@marlborough.govt.nz
Website www.marlborough.govt.nz
GST No. 50-430-960



Wither Hills Farm Park Management Plan Review

Reference Number: REF230351277
Submitted On: 28/03/2023 09:19

Important Information

Contact Details

First Name	Elaine
Surname	Taylor
Organisation (if applicable)	
Contact person (if applicable)	
Postal address	[REDACTED]
Phone (daytime)	[REDACTED]
Phone (mobile)	
Email	[REDACTED]
I agree that the above email address can be used as my service address for this submission	Yes
Address for service (if different from above)	

Submission Details

First most important	Recreation
Second most important	Invasive species control
Reasons	The farm park contributes hugely to many people's quality of life. We do not want Chilean needle grass and other invasive species to take a firm hold in the area.
Do you have any views on the farming activity in the Farm Park? (please include reasons)	Yes
Reasons	Farming within the park makes economic sense.

Do you agree with the suggested following actions to manage fire risk?	<ul style="list-style-type: none"> •Coordinate with Fire and Emergency New Zealand to increase for public awareness •Control spark hazardous activities within the park linked to fire danger levels •Remove all Eucalyptus species and Gorse •Underplant exotic forest areas with either broadleaf hardwoods or lower flammability species •Expand existing native planted areas •Start transition of other high flammability species to lower flammability species •Manage farm tracks and roads to assist in reducing fire spread
Comments	It was great that weather conditions allowed the park to be open all summer. All the above actions would increase the likelihood of the park remaining open all year around.
Entry	Rifle Range
Exit	Rifle Range
What improvements to existing facilities within the Farm Park do you think are necessary? (please include reasons)	
Do you think there are any additional facilities for Farm Park users that may be needed? (please include reasons)	toilet at the car park at the top of Redwood Street would be good.
Location	In all areas where this would help erosion.
Reasons	to control erosion
Location	
Reasons	
What is your view of the management priorities for invasive species (weeds and pests)? (please include reasons)	I believe this is very important. Chilean needle grass for example is so destructive to stock.
How important is maintaining the current landscape of the Wither Hills to you? (please include reasons)	Important
Reasons	Iconic
Do you think there is a role for recreation concessions or hospitality services within the park? (please include reasons)	No
Reasons	Part of the charm of the park is to be in the great outdoors. If people want tea or coffee let them take a thermos. To introduce hospitality services will increase rubbish, noise and detract from the natural beauty of the area.
Do you have any other feedback on matters you would like to see addressed through the management plan review?	I disagree with introducing the skills cycle area into an area that was reserved for walkers and runners. The area you are proposing to put this in is in an area where small children and elderly people walk this will restrict their use and enjoyment. I believe it will push walkers and runners further up the hills and make it harder for those with limited mobility.

Marlborough District Council
15 Seymour Street, Blenheim
PO Box 443, Marlborough 7240
New Zealand

Phone 00 64 3 520 7400
Email mdc@marlborough.govt.nz
Website www.marlborough.govt.nz
GST No. 50-430-960



Wither Hills Farm Park Management Plan Review

Reference Number: REF230351333
Submitted On: 28/03/2023 10:00

Important Information

Contact Details

First Name Greg
Surname Hole
Organisation (if applicable)
Contact person (if applicable) Greg Hole
Postal address [REDACTED]
Phone (daytime) [REDACTED]
[REDACTED] (mobile)
Email [REDACTED]
I agree that the above email address can be used as my service address for this submission Yes
Address for service (if different from above)

Submission Details

First most important Recreation
Second most important Invasive species control
Reasons I think the Farm park area has the best opportunity to put Blenheim 'really' on the map nationally as a major town by expanded recreation development planning with roading and cafe area on top of the hill. This would service, walkers, e-bikes, the mountain bike park (and expansion)and say paragliding (new venture), trail (motorbike) area in a back section of the park on graveled tracks for spark arested motorbikes would all be a major draw cards. The views could then be enjoyed by all. This isn't saying fire isn't a risk but better access, control zones (roading, litter clearing, irrigation belts) and magement the fire risk can be maintained
Do you have any views on the farming activity in the Farm Park? (please include reasons) Yes
Reasons I see the farming using sheep as a critical factor in the grass management for fire control

Do you agree with the suggested following actions to manage fire risk?	<ul style="list-style-type: none"> •Coordinate with Fire and Emergency New Zealand to increase for public awareness •Control spark hazardous activities within the park linked to fire danger levels •Start transition of other high flammability species to lower flammability species •Manage farm tracks and roads to assist in reducing fire spread
Comments	Definatly remove gorse however eucalyptus can have low braches cut off and all bark and brances collected. If some species are more syseptable to fire and can't be managed for fire control than just use those species. Underplanting will just provide fuel for a major fire and set all trees on fire. Fire is best to be just low grass that can be put of in contrast to a full bush fire that can't be controlled.
Entry	Rifle Range
Exit	Rifle Range
What improvements to existing facilities within the Farm Park do you think are necessary? (please include reasons)	I think access and receration should be enhanced to cater for all people and multiple receration types, minor tracking needs upgrading. Enhance a main destination and viewing point for the town for receration can exspand out from.
Do you think there are any additional facilities for Farm Park users that may be needed? (please include reasons)	Roading to a centar viewing point Cafe and receration base Other receration activites and expansion of existing activities
Location	Southerly faces and gullies
Reasons	That are where the native planting is naturally going to be able to survive
What is your view of the management priorities for invasive species (weeds and pests)? (please include reasons)	I don't think it is an option really as invastive species have to be managed for weeds and pests
How important is maintaining the current landscape of the Wither Hills to you? (please include reasons)	Important
Reasons	Yes very important but that is not sayng it must stay exactly the same as I think the focus should be about utalising it for receration with enhancing through planting and receration activities so all of marlbrough can use the park and it would be a draw card and receration point nationally for the town.
Do you think there is a role for recreation concessions or hospitality services within the park? (please include reasons)	Yes
Reasons	Yes definetly to both as stated above
Do you have any other feedback on matters you would like to see addressed through the management plan review?	Yes the dump needs to be managed in a way not to negatively impact on the park with planting, noise, pests and smells. Even if the dump nears its completion it should be shifted futher away and nt expande in the site as already it has a impact on housing and the park.

Marlborough District Council
15 Seymour Street, Blenheim
PO Box 443, Marlborough 7240
New Zealand

Phone 00 64 3 520 7400
Email mdc@marlborough.govt.nz
Website www.marlborough.govt.nz
GST No. 50-430-960



Wither Hills Farm Park Management Plan Review

Reference Number: REF230352389
Submitted On: 28/03/2023 14:39

Important Information

Contact Details

First Name	Angela
Surname	Pahl
Organisation (if applicable)	
Contact person (if applicable)	Angela Pahl
Postal address	[REDACTED]
Phone (daytime)	[REDACTED]
Phone (mobile)	
Email	[REDACTED]
I agree that the above email address can be used as my service address for this submission	Yes
Address for service (if different from above)	

Submission Details

First most important	Recreation
Second most important	Fire
Reasons	The opportunity to have recreation spaces so close to town is hugely beneficial for all. Fire is a large hazard on this landscape due to the weather, and this needs to be managed.
Do you have any views on the farming activity in the Farm Park? (please include reasons)	Yes
Reasons	Continue with grazing the property. It helps to reduce the fire risk and with the town/country interface

Do you agree with the suggested following actions to manage fire risk?	<ul style="list-style-type: none"> •Coordinate with Fire and Emergency New Zealand to increase for public awareness •Control spark hazardous activities within the park linked to fire danger levels •Remove all Eucalyptus species and Gorse •Underplant exotic forest areas with either broadleaf hardwoods or lower flammability species •Expand existing native planted areas •Start transition of other high flammability species to lower flammability species •Manage farm tracks and roads to assist in reducing fire spread
Comments	Yes
Entry	Weld Street
Exit	Mountain Bike Park
What improvements to existing facilities within the Farm Park do you think are necessary? (please include reasons)	Improved signage in the MTB would be great
Do you think there are any additional facilities for Farm Park users that may be needed? (please include reasons)	There are plenty of toileting facilities available without travelling too far
Location	All stream beds
Reasons	to prevent erosion, and smother the creeping gorse boundaries. Also provides habitat for other animals
What is your view of the management priorities for invasive species (weeds and pests)? (please include reasons)	If weeds can be identified and areas excluded while these are dealt to
How important is maintaining the current landscape of the Wither Hills to you? (please include reasons)	Important
Reasons	Leaving it structure free (except water tanks and look out shelters is important
Do you think there is a role for recreation concessions or hospitality services within the park? (please include reasons)	No
Reasons	Things like MTB courses and club events are ok. No motorised recreation
Do you have any other feedback on matters you would like to see addressed through the management plan review?	

Marlborough District Council
15 Seymour Street, Blenheim
PO Box 443, Marlborough 7240
New Zealand

Phone 00 64 3 520 7400
Email mdc@marlborough.govt.nz
Website www.marlborough.govt.nz
GST No. 50-430-960



Wither Hills Farm Park Management Plan Review

Reference Number: REF230353088
Submitted On: 28/03/2023 20:29

Important Information

Contact Details

First Name: Maike
Surname: van der Heide
Organisation (if applicable):
Contact person (if applicable):
Postal address: [REDACTED]
Phone (daytime): [REDACTED]
Phone (mobile):
Email: [REDACTED]
I agree that the above email address can be used as my service address for this submission: Yes
Address for service (if different from above):

Submission Details

First most important: Biodiversity
Second most important: Recreation
Reasons: I think the Wither Hills can be both a place to enhance biodiversity - which is much needed in South Marlborough - that continues to be used for recreation. Planting more areas in native species, both away from existing tracks or around them, would enhance biodiversity, and would certainly make recreation more enjoyable as well. Shade, bird life, cleaner waterways and a healthier, more natural environment to enjoy are just some of the benefits not just for nature, but for users of the park.
Do you have any views on the farming activity in the Farm Park? (please include reasons): Yes
Reasons: I don't have a view on the way the area is farmed, as I have no farming knowledge. However, I do see waterways that are unfenced and dirty, bare areas, and increasingly areas of eroding land, and wonder if this is the best use of this land for the future. It'd be ideal to see more native plantings in areas that are less farmed, or set place aside for each activity.

Do you agree with the suggested following actions to manage fire risk?	<ul style="list-style-type: none"> •Coordinate with Fire and Emergency New Zealand to increase for public awareness •Control spark hazardous activities within the park linked to fire danger levels •Remove all Eucalyptus species and Gorse •Underplant exotic forest areas with either broadleaf hardwoods or lower flammability species •Expand existing native planted areas •Start transition of other high flammability species to lower flammability species •Manage farm tracks and roads to assist in reducing fire spread
Comments	I agree with anything that would manage/reduce the fire risk in the Wither Hills, particularly measures that include planting native species and protecting those plantings into the future.
Entry	Weld Street
Exit	Quail Stream (Forest Park Drive)
What improvements to existing facilities within the Farm Park do you think are necessary? (please include reasons)	
Do you think there are any additional facilities for Farm Park users that may be needed? (please include reasons)	A toilet at the Redwood St entrance.
Location	The bridged gullies south of the Quail Stream walkway.
Reasons	These gullies do at times have running water, yet are unfenced, filled with cow pats and dirty.
Location	Reservoir Ridge Track to Upper Harling Track.
Reasons	Aside from two small stands of pine, this area of the park is bare, and it's crumbling. After the winter storms of 2022 there's been several areas of erosion in and above gullies that could be planted in natives.
What is your view of the management priorities for invasive species (weeds and pests)? (please include reasons)	
How important is maintaining the current landscape of the Wither Hills to you? (please include reasons)	Not very important
Reasons	I'd like to see the current landscapes change dramatically from bare hills to native bush/forest for future generations to enjoy.
Do you think there is a role for recreation concessions or hospitality services within the park? (please include reasons)	No
Reasons	I'd rather see effort and funding put into restoring native biodiversity than human development - unless those businesses support the funding of biodiversity in some way.
Do you have any other feedback on matters you would like to see addressed through the management plan review?	Creating an area of rich biodiversity through native planting should now be a higher priority than exclusively farming. The Wither Hills would provide such a great opportunity to hugely boost Marlborough's clearly lacking biodiversity, in a significant way. Given the threat to our native wildlife, and the changing weather patterns brought on by climate change that are already damaging the hills now, creating a carbon sink of native forest seems like a more sensible way forward than continuing to farm bare hillsides.

Dennis Reid

From:
To: [Witherhills Planreview](#)
Date: Friday, 31 March 2023 3:34:24 p.m.

EXTERNAL EMAIL: Do not click any links or open any attachments unless you trust the sender and know the content is safe.

Hello,

May I make a suggestion, if there was obviously a controlled access road leading to a lookout on top, many locals who are unable to walk the hills would have a marvellous view over Blenheim and surrounding areas, this would be similar to Alexandra and of course Christchurch.

Just imagine a van load of rest home people heading up there with a cup of tea and scones.

Regards,

Dennis.

Sent from [Mail](#) for Windows

Marlborough District Council
15 Seymour Street
PO Box 443
Blenheim 7240
New Zealand

Phone 00 64 3 520 7400
Email mdc@marlborough.govt.nz
Website www.marlborough.govt.nz
GST No. 50-430-960



Reference number REF230400457
Submitted on 01/04/23

First Name Stephen
Surname Rooney

Organisation (if applicable)
Contact person (if applicable)

Postal address:

Phone (daytime)

Phone (mobile)

Email

I agree that the above email address can be used as my service address for this submission Yes

Address for service (if different from above)

Wither Hills Farm Park Management Plan Review

After soil conservation, what do you think are the next 2 most important objectives for managing the Farm Park into the future? (Please include reasons for your choices)

First most important Fire
Second most important Recreation
Reasons As there are residential properties on the boundary of the farm fire control is important to provide protection across the park but particularly at the urban boundary. This has importance also to protect people within the park, farm staff and recreational users.

Do you have any views on the farming activity in the Farm Park? (please include reasons) Yes

Reasons Current farming practices are important to both support erosion control and also keep grass growth down to limit fuel for fires.

Do you agree with the suggested following actions to manage fire risk?

- Coordinate with Fire and Emergency New Zealand to increase for public awareness
- Control spark hazardous activities within the park linked to fire danger levels
- Remove all Eucalyptus species and Gorse
- Underplant exotic forest areas with either broadleaf hardwoods or lower flammability species
- Expand existing native planted areas
- Start transition of other high flammability species to lower flammability species
- Manage farm tracks and roads to assist in reducing fire spread

Comments All of these points are important

What is your primary entry and exit point to the Farm Park? (Tick one entry and one exit point)

Entry	Quail Stream (Forest Park Drive)
Exit	Quail Stream (Forest Park Drive)
What improvements to existing facilities within the Farm Park do you think are necessary? (please include reasons)	Existing facilities are great. The recent addition of cattle stops for mountain bikers to pass fenced areas is great.
Do you think there are any additional facilities for Farm Park users that may be needed? (please include reasons)	Locations for park users to gather if there is an emergency.

Where do you think the focus should be for native restoration planting on the Wither Hills? (please include location and reasons)

Location	Quail Stream and Sutherland Stream
Reasons	Lower slopes and gulleys will have the greatest impact, and are the most accessible for most walkers to benefit from seeing the bird life the will grow once planting it established.

What is your view of the management priorities for invasive species (weeds and pests)? (please include reasons)	The spread of invasive species needs to be halted and ultimately either reduced or eliminated to prevent the impacts these species can have on our ecosystem and farming practices.
--	---

How important is maintaining the current landscape of the Wither Hills to you? (please include reasons)	Important
--	-----------

Reasons

Do you think there is a role for recreation concessions or hospitality services within the park? (please include reasons)	Yes
--	-----

Reasons

But around the base of the park not up in the slopes. This risks introducing litter and possibly further pest species.

Do you have any other feedback on matters you would like to see addressed through the management plan review?	Yes two. More areas should be opened up for walking dogs on leads. While there are dog walking areas on the Taylor River, these become quite crowded at times. Many habitual walkers on the Wither Hills would enjoy being able to take their canine friends along with them. The Port Hills in Chch are farmed and provide dog access for dogs on a leash, there doesn't appear to be a reason why dogs couldn't be allowed on the Wither Hills. There needs to be more attention given to maintaining the water cut off drains along the boundary between the farm and urban properties. These provide a twofold purpose: stopping exercises surface water running downslope and causing flooding of urban properties and stopping the formation of erosion from upper slopes affecting urban properties. There have been instances when poorly maintained cut off drains has seen the early formation of tunnel gulley erosion forming in the farm park and running into urban properties. This causes excess water to run onto those properties and if not attended to can lead to undermining structures.
--	--

Errol Morrison

From: [REDACTED]
To: [Witherhills Planreview](#)
Subject: Wither Hills Farm Park
Date: Friday, 31 March 2023 9:10:31 p.m.

EXTERNAL EMAIL: Do not click any links or open any attachments unless you trust the sender and know the content is safe.

Hi.

As a retired farmer from Tua Marina living in Blenheim and one who walks up the Wither Hills quite often, I think the way it is managed is good. Keeping an eye on weather erosion is important and maintaining the tracks as is being done is all that is needed. Keep it natural and original as possible.

Thanks
Errol Morrison
[REDACTED]

Marlborough District Council
15 Seymour Street
PO Box 443
Blenheim 7240
New Zealand

Phone 00 64 3 520 7400
Email mdc@marlborough.govt.nz
Website www.marlborough.govt.nz
GST No. 50-430-960



Reference number REF230400469
Submitted on 01/04/23

First Name Benjamin
Surname Tucker

Organisation (if applicable)
Contact person (if applicable)

Postal address: [Redacted]

Phone (daytime) [Redacted]

Phone (mobile)

Email [Redacted]

I agree that the above email address can be used as my service address for this submission No

Address for service (if different from above)

Wither Hills Farm Park Management Plan Review

After soil conservation, what do you think are the next 2 most important objectives for managing the Farm Park into the future? (Please include reasons for your choices)

First most important Biodiversity
Second most important Fire
Reasons The Marlborough region has been heavily modified by humans over the centuries and almost none of it today exists in its original state. Only land which does not need to generate a profit has a chance to revert back to an unmodified state. This will be in most cases be land in public ownership. The chance to have this close to town should not be missed. Even if it will take 300 years to have a mature forest.

Do you have any views on the farming activity in the Farm Park? (please include reasons) Yes

Reasons The land is too steep to be farmed. It never should have been tried to be farmed. Continuing to farm it, is just to doom us to keep repeating past mistakes.

Do you agree with the suggested following actions to manage fire risk?

- Coordinate with Fire and Emergency New Zealand to increase for public awareness
- Control spark hazardous activities within the park linked to fire danger levels
- Expand existing native planted areas
- Start transition of other high flammability species to lower flammability species
- Manage farm tracks and roads to assist in reducing fire spread

Comments Gorse can be a beneficial nursery species in the first stage of

regeneration. All vegetation will burn when it is dry enough even mature native forest. Natural fires are uncommon in New Zealand. All fires are man made so the effort should be on controlling man not the vegetation.

What is your primary entry and exit point to the Farm Park? (Tick one entry and one exit point)

Entry	Redwood Street
Exit	Redwood Street
What improvements to existing facilities within the Farm Park do you think are necessary? (please include reasons)	No new manmade improvements are needed.
Do you think there are any additional facilities for Farm Park users that may be needed? (please include reasons)	No new facilities are needed.

Where do you think the focus should be for native restoration planting on the Wither Hills? (please include location and reasons)

Location	The entire Farm.
Reasons	Larger forests are more resilient and have more biodiversity.
What is your view of the management priorities for invasive species (weeds and pests)? (please include reasons)	It is a waste of money to be spaying gorse and manuka on the hills in order to graze stock. let the gorse and manuka grow a second forest comes after it. It will take more than one generation.

How important is maintaining the current landscape of the Wither Hills to you? (please include reasons)	Not very important
--	--------------------

Reasons	There is enough farm land to look at in this country. It is nothing special. A native forest would look better.
----------------	---

Do you think there is a role for recreation concessions or hospitality services within the park? (please include reasons)	No
--	----

Reasons	We have a town centre for that.
----------------	---------------------------------

Do you have any other feedback on matters you would like to see addressed through the management plan review?	I would like to the farming stopped and the land revert back to forest. Given enough time with out fire or grazing the land will revert back to forest. Unless it is a desert all land reverts back to forest without grazing or fire. Once the farming stops it will also have the benefit of allowing people to walk their dogs up there as well. The vocal farming community may not like the idea of a farm going backwards and essentially being allowed to disappear but times change and some land is just not suitable for farming. The productive flats can be better protected by retiring the hill country.
--	---

Marlborough District Council
15 Seymour Street
PO Box 443
Blenheim 7240
New Zealand

Phone 00 64 3 520 7400
Email mdc@marlborough.govt.nz
Website www.marlborough.govt.nz
GST No. 50-430-960



Reference number REF230409620
Submitted on 02/04/23

First Name Lucy
Surname Walter
Organisation (if applicable)
Contact person (if applicable) Lucy Walter
Postal address: [REDACTED]
Phone (daytime) [REDACTED]
Phone (mobile)
Email [REDACTED]
I agree that the above email address can be used as my service address for this submission Yes
Address for service (if different from above)

Wither Hills Farm Park Management Plan Review

After soil conservation, what do you think are the next 2 most important objectives for managing the Farm Park into the future? (Please include reasons for your choices)

First most important Recreation
Second most important Biodiversity
Reasons The park is a massive asset for Marlborough. It's primary use is recreation and seeing so many people use the park each and every day is great. It's suitable for all levels of walkers and runner plus fantastic for bikers of all ages. I absolutely love seeing families and young children out and about - rather than the alternatives.
Biodiversity is also important and needs some work to help make the spaces a more pleasurable environment.

Do you have any views on the farming activity in the Farm Park? (please include reasons) Yes

Reasons Im happy to see stock grazing around the park. The only thing I'd say is please don't graze cows on the biking trails. They tend to plus the tracks and also make it very scary when you come around a corner to find a cow on the trail. Because the cycle trails aren't looked after to the same standard as the walking tracks the vegetation is often very high - attractive for stock...

Do you agree with the suggested following actions to manage fire risk?

- Coordinate with Fire and Emergency New Zealand to increase for public awareness
- Control spark hazardous activities within the park linked to fire danger levels
- Remove all Eucalyptus species and Gorse
- Underplant exotic forest areas with either broadleaf hardwoods or lower flammability species

- Expand existing native planted areas
- Start transition of other high flammability species to lower flammability species
- Manage farm tracks and roads to assist in reducing fire spread

Comments

These all seem like great (common sense) suggestions for this asset.

As mentioned above it would be fab to see the same levels of care given to the cycle trails as the walking trails.

What is your primary entry and exit point to the Farm Park? (Tick one entry and one exit point)

Entry

Rifle Range

Exit

Rifle Range

What improvements to existing facilities within the Farm Park do you think are necessary? (please include reasons)

Please could you improve the cycle trails. They are often rutted and unsafe for those of us who love to ride up and down hills safely. I really hope the skills park goes ahead so more people can gain skills and practice - especially beneficial for new mtb bikers but also older riders (especially e-bikers) and those of us who just want to practice and improve.

Do you think there are any additional facilities for Farm Park users that may be needed? (please include reasons)

A skills park - as above. I meet riders every single time I'm there who want to get better and gain more confidence to enjoy the higher trails.

Where do you think the focus should be for native restoration planting on the Wither Hills? (please include location and reasons)

Location

Lower areas would be a start but along the walking tracks up to the witches peak - I think Quail stream is so popular because it offers shade and bird life.

Reasons

As above - shade/ birdlife

What is your view of the management priorities for invasive species (weeds and pests)? (please include reasons)

This is currently well done as far as I can see

How important is maintaining the current landscape of the Wither Hills to you? (please include reasons)

Important

Reasons

The current landscape can evolve - we need to maintain it but we could also improve the park to become a world class recreation area.

Do you think there is a role for recreation concessions or hospitality services within the park? (please include reasons)

Yes

Reasons

A coffee cart would be awesome!!

Do you have any other feedback on matters you would like to see addressed through the management plan review?

I'd love to see improvements for biking.

I walk and bike in the park but really feel like the biking side is a second thought or second rate for this council. After riding in other regions and seeing how much councils have spent on really fantastic trails for recreational bike riders and mountain bikers, I really feel the council is missing an opportunity. It would be a great drawcard for the region when biking (trail riding and mtb) is so popular, not to forget that it keeps people active and some would say "off the streets".

The new trails out in Renwick are great - yes getting off task here - but honestly biking people bypass Marlborough.....

Marlborough District Council
15 Seymour Street
PO Box 443
Blenheim 7240
New Zealand

Phone 00 64 3 520 7400
Email mdc@marlborough.govt.nz
Website www.marlborough.govt.nz
GST No. 50-430-960



Reference number REF230420300

Submitted on 03/04/23

First Name Emma

Surname Morrow

Organisation (if applicable)

Contact person (if applicable)

Postal address:

Phone (daytime)

Phone (mobile)

Email

I agree that the above email address can be used as my service address for this submission Yes

Address for service (if different from above)

Wither Hills Farm Park Management Plan Review

After soil conservation, what do you think are the next 2 most important objectives for managing the Farm Park into the future? (Please include reasons for your choices)

First most important Recreation

Second most important Fire

Reasons It is such a key asset for exercising of all abilities but aware it is a fire hazard on hot, windy summer days. I think the health and mental wellbeing benefits of being open to public use out weigh the risk though. It is free and accessible to everyone which is a huge benefit.

Do you have any views on the farming activity in the Farm Park? (please include reasons) No

Reasons

Do you agree with the suggested following actions to manage fire risk?

- Underplant exotic forest areas with either broadleaf hardwoods or lower flammability species
- Expand existing native planted areas
- Start transition of other high flammability species to lower flammability species
- Manage farm tracks and roads to assist in reducing fire spread

Comments

What is your primary entry and exit point to the Farm Park? (Tick one entry and one exit point)

Entry Redwood Street

Exit Redwood Street

What improvements to existing facilities within the Farm Park do you think are necessary? (please include reasons)

Do you think there are any additional facilities for Farm Park users that may be needed? (please include reasons)

An area to walk dogs on lead would be great addition and may attract even more users.

Where do you think the focus should be for native restoration planting on the Wither Hills? (please include location and reasons)

Location

Reasons

What is your view of the management priorities for invasive species (weeds and pests)? (please include reasons)

I am not qualified in this area to know what areas are an issue for this.

How important is maintaining the current landscape of the Wither Hills to you? (please include reasons)

Important

Reasons

I feel this is important as wouldn't want to see it become all bare land.

Do you think there is a role for recreation concessions or hospitality services within the park? (please include reasons)

Yes

Reasons

It would be great to have a cafe at the base of the hill.

Do you have any other feedback on matters you would like to see addressed through the management plan review?

Marlborough District Council
15 Seymour Street
PO Box 443
Blenheim 7240
New Zealand

Phone 00 64 3 520 7400
Email mdc@marlborough.govt.nz
Website www.marlborough.govt.nz
GST No. 50-430-960



Reference number REF230420670
Submitted on 03/04/23

First Name Richard
Surname Walter
Organisation (if applicable)
Contact person (if applicable) Richard
Postal address: [REDACTED]
Phone (daytime) [REDACTED]
Phone (mobile)
Email [REDACTED]
I agree that the above email address can be used as my service address for this submission Yes
Address for service (if different from above)

Wither Hills Farm Park Management Plan Review

After soil conservation, what do you think are the next 2 most important objectives for managing the Farm Park into the future? (Please include reasons for your choices)

First most important Biodiversity
Second most important Invasive species control
Reasons Should be planting more trees and bushes which should help the primary objective. Secondly, maintaining the flora by reducing and eliminating needlegrass etc.

Do you have any views on the farming activity in the Farm Park? (please include reasons) Yes

Reasons Farming is fine as long as it is controlled. The animals should not be allowed in the mountain bike park as they would be a considerable danger to cyclists should they be on the track on a blind corner for instance. They are already in the climbing track areas, which although is not a big issue, it isn't ideal to be cycling through their excrement.

Do you agree with the suggested following actions to manage fire risk?

- Coordinate with Fire and Emergency New Zealand to increase for public awareness
- Control spark hazardous activities within the park linked to fire danger levels
- Remove all Eucalyptus species and Gorse
- Underplant exotic forest areas with either broadleaf hardwoods or lower flammability species
- Expand existing native planted areas
- Start transition of other high flammability species to lower flammability species
- Manage farm tracks and roads to assist in reducing fire spread

Comments

Although all of these actions are important, there could be better road access for emergency and maintenance vehicles. At present there are few roads that lead into the park, this would provide better access for not only emergency vehicles but also for spraying contractors, mountain bike maintainers, arborists etc.

What is your primary entry and exit point to the Farm Park? (Tick one entry and one exit point)

Entry

Rifle Range

Exit

Rifle Range

What improvements to existing facilities within the Farm Park do you think are necessary? (please include reasons)

A a mountain biker, the condition of the tracks at present is poor. A maintenance plan needs to be effected to provide a better experience for riders. Personally I know a number of riders that won't ride certain tracks due to their poor condition.

Do you think there are any additional facilities for Farm Park users that may be needed? (please include reasons)

More water fountains would be great. Also rest areas with seating on the upper levels.

Where do you think the focus should be for native restoration planting on the Wither Hills? (please include location and reasons)

Location

Reasons

What is your view of the management priorities for invasive species (weeds and pests)? (please include reasons)

How important is maintaining the current landscape of the Wither Hills to you? (please include reasons)

Important

Reasons

Not only maintaining but increasing the landscape with more plantings.

Do you think there is a role for recreation concessions or hospitality services within the park? (please include reasons)

Yes

Reasons

Maybe a coffee cart at the Rifle Range carpark.

Do you have any other feedback on matters you would like to see addressed through the management plan review?

Better maintenance of the mountain bike tracks, they are in poor condition at present.

Marlborough District Council
15 Seymour Street
PO Box 443
Blenheim 7240
New Zealand

Phone 00 64 3 520 7400
Email mdc@marlborough.govt.nz
Website www.marlborough.govt.nz
GST No. 50-430-960



**MARLBOROUGH
DISTRICT COUNCIL**

Reference number REF230425665
Submitted on 03/04/23

Wither Hills Farm Park Management Plan Review

First Name Fraser
Surname Holdaway
Organisation (if applicable)
Contact person (if applicable)
Postal address:
Phone (daytime)
Phone (mobile)
Email
I agree that the above email address can be used as my service address for this submission Yes
Address for service (if different from above)

After soil conservation, what do you think are the next 2 most important objectives for managing the Farm Park into the future? (Please include reasons for your choices)

First most important Biodiversity
Second most important Recreation
Reasons To beautify the witherhills from its boring straw colour as a result of being burnt off and planted back to its natural tree cover before humans arrival but allowing recreation in the area to help people fall in love with nature to help protect it

Do you have any views on the farming activity in the Farm Park? (please include reasons) Yes

Reasons It shouldn't be allowed anymore, for the little return it provides vs helping save the planet, also the farmer has seemed to have allowed a fencing contractor to store fence posts, strainers etc in the last year near residents houses (including mine) who now wakes us up occasionally at 5.30am with loud music from their truck or throwing posts onto a trailer from a distance
Having sheep graze the hills doesn't allow for the new trees to grow

Do you agree with the suggested following actions to manage fire risk?

- Remove all Eucalyptus species and Gorse
- Expand existing native planted areas
- Start transition of other high flammability species to lower flammability species
- Manage farm tracks and roads to assist in reducing fire spread

Comments Plant low flammability native trees, not exotic species, to

return it back to its natural state before humans arrival and reduce pollen for allergies, farm tracks need to be maintained to reduce fire risk
I'm for more fire awareness with the firebrigade but restricting people from using the hills during hot months is taking away people's freedoms and reduces exercise areas

What is your primary entry and exit point to the Farm Park? (Tick one entry and one exit point)

Entry	Other (please specify)
Other	My back gate onto the farm park
Exit	Other (please specify)
Other	Same gate as above
What improvements to existing facilities within the Farm Park do you think are necessary? (please include reasons)	More drinking water More shade with native trees
Do you think there are any additional facilities for Farm Park users that may be needed? (please include reasons)	Some picnic tables and places to sit around with family/friends I'm the shade

Where do you think the focus should be for native restoration planting on the Wither Hills? (please include location and reasons)

Location	Every single inch of the Wither hills except recreation and 4wd tracks should be native plants!
Reasons	To combat climate change, make it look beautiful so people fall in love with the hills and nature, increase shade for exercise in the hot months, reduce pollen for allergies, increase native wildlife species

Location	In every single valley and creek where it's slightly wetter or more sheltered from wind
Reasons	To combat climate change, make it look beautiful so people fall in love with the hills and nature, increase shade for exercise in the hot months, reduce pollen for allergies, increase native wildlife species

What is your view of the management priorities for invasive species (weeds and pests)? (please include reasons)	Weeds and pest should be completely eliminated There is patches of box Thorne I have complained about years ago that haven't been removed and I sometimes trap possums and hedgehogs that wake me up outside my house that reside on the farm park
--	---

How important is maintaining the current landscape of the Wither Hills to you? (please include reasons)	Important
--	-----------

Reasons	Long term - We won't have a planet to live on due to Climate change Short term - the grapes will be effected by climate change and the town and community will have to adapt
----------------	---

Do you think there is a role for recreation concessions or hospitality services within the park? (please include reasons)	Yes
--	-----

Reasons	Recreation concessions definitely yes, hospitality not so much but it would help attract people to the area to exercise if it's the right fit
----------------	---

Do you have any other feedback on matters you would like to see addressed through the management plan review?	Stop farming the Wither hills and allowing the farmer to sub contract a fencing company to wake residence up in the morning and creating a noise nuisance during the day and allow the native trees to grow with no animal grazing practices, more pest control and native plants
--	---

Marlborough District Council
15 Seymour Street
PO Box 443
Blenheim 7240
New Zealand

Phone 00 64 3 520 7400
Email mdc@marlborough.govt.nz
Website www.marlborough.govt.nz
GST No. 50-430-960



Reference number REF230428741
Submitted on 04/04/23

Wither Hills Farm Park Management Plan Review

First Name Christopher
Surname Cookson
Organisation (if applicable)
Contact person (if applicable) Christopher Cookson
Postal address: [Redacted]
Phone (daytime) [Redacted]
Phone (mobile)
Email [Redacted]
I agree that the above email address can be used as my service address for this submission Yes
Address for service (if different from above)

After soil conservation, what do you think are the next 2 most important objectives for managing the Farm Park into the future? (Please include reasons for your choices)

First most important Biodiversity
Second most important Recreation
Reasons
The Wither Hills are the closest area to Blenheim with any remnant of indigenous biodiversity. Although badly damaged by the 2000 Boxing Day fire, there is considerable regeneration, and the Wither Hills are home to three orchid species, an endangered clematis, numerous ferns including at least one example of mamaku tree fern, normally found in the Sounds, silver tussock, copper butterflies whose larvae feed on scrambling pohuehue, and a variety of other invertebrates.
Having indigenous biodiversity this close to Blenheim with public access is significant for educational purposes, and potentially tourism, as it is one of the few dryland ecological areas within easy public access of an urban area.
Much of the soil conservation efforts have involved planting exotic species including acacias that can contribute to allergies.
Recreational access to the farm park is also important as it is the largest outdoor recreational area close to Blenheim other than the Taylor River Reserve, which itself is much more degraded in terms of natural biodiversity, although more advanced in some areas at least, in terms of restoration efforts.
The Taylor River is more accessible to more people, and

their dogs, so in allocating an area with biodiversity as a priority objective, the Wither Hills make more sense when there is another large area with very high recreational priority.

Biodiversity isn't necessarily incompatible with recreation, and in fact higher natural values may make the farm park more attractive to many users.

Do you have any views on the farming activity in the Farm Park? (please include reasons)

Reasons

Economic returns from agricultural activity that can help subsidise the cost of soil conservation, native regeneration, and maintenance of recreational facilities within the farm park is valuable to reduce the burden on ratepayers, however a variety of ways of generating revenue should be considered, for example, rather than pastoral farming, would permanent tree crops such as pine nuts be a viable option, that could also contribute to carbon capture? Other possible species that can provide both carbon capture and an edible crop might also be options.

A full cost benefit analysis should be considered, also as mentioned under possible concessions to ensure the most sustainable environmental and economic management of the farm park possible.

Do you agree with the suggested following actions to manage fire risk?

- Coordinate with Fire and Emergency New Zealand to increase for public awareness
- Control spark hazardous activities within the park linked to fire danger levels
- Underplant exotic forest areas with either broadleaf hardwoods or lower flammability species
- Expand existing native planted areas
- Start transition of other high flammability species to lower flammability species

Comments

Gorse should definitely removed, however eucalyptus removal should be staged to avoid removal of forest cover before establishing alternatives, and gradually thinned out. In some areas, there are some fairly well established eucalypts and if they are in lower fire risk areas, maintaining a small area at low density, with informational signs could contribute to telling the story of the hills, and how different ideas have come and gone over the years.

The farm park is large enough that it should be possible to overall transition to more natural planting, while still retaining some small areas that can help tell a narrative of how thinking has changed over the years. Eucalyptus flowers also offer food for tui and korimako, so replacement species should aim to offer alternative food sources.

What is your primary entry and exit point to the Farm Park? (Tick one entry and one exit point)

Entry

Redwood Street

Exit

Rifle Range

What improvements to existing facilities within the Farm Park do you think are necessary? (please include reasons)

The Sutherland Stream covenant area is only accessible via crossing a number of stiles. This can exclude people with mobility problems, who would otherwise be likely to get as far as the toilet and picnic area, and enjoy the indigenous vegetation of this area.

Changing these stiles to gates would enable a wider variety

Do you think there are any additional facilities for Farm Park users that may be needed? (please include reasons)	<p>of people to enjoy this part of the farm park. Within this area, it might also be useful to have some educational panels describing some of the native species.</p> <p>Generally, the farm park should be kept free of built structures except at entrances to avoid disturbing the landscape.</p> <p>Possibly</p>
Where do you think the focus should be for native restoration planting on the Wither Hills? (please include location and reasons)	
Location	Sutherland Stream Catchment to Mount Vernon, Split Apple Peak
Reasons	<p>The Sutherland Stream QE II Covenant area is the only area close to Blenheim with significant natural vegetation. Although badly damaged by fire, there is regeneration, and there is a wide diversity of species present.</p> <p>Outside the covenant area, at the far south end of the catchment area, there are small patches of silver tussock around Mount Vernon to Split Apple Peak, and Split Apple Peak itself, though outside the farm park, is something of a biodiversity hotspot with prostrate kowhai, porcupine bush and matagouri among other species.</p> <p>Looking at the maps of the farm park, it's hard to tell whether Split Apple Peak itself is within the farm park or not. If not it might be worthwhile acquiring, as it has perhaps greater scenic and biodiversity value than Mount Vernon.</p> <p>Mount Vernon itself would represent a good opportunity for restoration of native tussock grassland.</p>
Location	Quail Stream
Reasons	<p>As another streambed, Quail Stream is a damper area that would likely support similar native species such as Mahoe, Karamū, and kōwhai found in Sutherland Stream catchment. These fast growing species are capable of establishing amongst existing forest, so the existing acacia and tree lucerne that provide shade could gradually be thinned out as natives take their place, while maintaining continuous forest cover.</p> <p>It should be practical to establish some native ferns in the Quail Stream catchment, in the same way as numerous species are found in Sutherland Stream catchment, and also further west around Taylor Pass.</p>
Location	Gentle Annie forested area
Reasons	<p>This area is already well forested with acacia, pines, and eucalypts, but some of these species aren't necessarily ideal, but can provide shelter for understory species to establish and eventually replace them for a progressive transition to a more natural environment.</p> <p>This is also one of the most highly used areas of the farm park, and has previously attracted volunteer plantings, so this tradition can be expanded on to transition and restore the area.</p>
What is your view of the management priorities for invasive species (weeds and pests)? (please include reasons)	<p>Most of the farm park is already a highly modified environment, however some pest species are particularly problematical. Possums and rabbits are a threat to revegetation efforts, while rats put native birds at risk.</p>

Perhaps encouraging a volunteer effort along the lines of Picton Dawn Chorus up the Sutherland Stream catchment could improve breeding success of native birds. Barberry and gorse are two particularly unpleasant invasive weeds on the Wither Hills that need to be controlled. Vigilance is important, as new weed species such as the invasive fern common polypody have been found on the Wither Hills, and the public should be encouraged to recognise any potential problem species.

How important is maintaining the current landscape of the Wither Hills to you? (please include reasons)

Not very important

Reasons

This is a difficult question. I've stated 'not very important', as the current landscape isn't exactly what I'd like to see. The windswept exotic grassland isn't exactly inspiring, even if it's somewhat iconic, and it would be great to have at least some sections of the hills restored to native tussock grassland and dryland scrub so that it's possible to have an authentic experience of Marlborough as it was in the past in a more natural state. From a distance, tussock hillsides wouldn't affect the iconic appearance of the Wither Hills, compared to for example tree planting, but up close would certainly make a difference. There are a few existing isolated pockets of pine trees on high points on the hills and these make quite an eye catching contrast to the otherwise treeless landscape. Some of these have enough space between the trees to allow planting of natives to make a gradual transition to more natural vegetation without a sudden removal of trees that contribute to the iconic landscape.

Do you think there is a role for recreation concessions or hospitality services within the park? (please include reasons)

Yes

Reasons

Any recreational or hospitality concessions should be considered in conjunction with a review of farming operations to evaluate which will offer the best return to ratepayers while protecting soils, biodiversity, and recreational access. As an author who's successfully published a book about the Wither Hills, I can see the potential for guided tours, and AirBnB offers the option for experiences as well as accommodation, so I have a potential interest in this, but also strongly value the biodiversity and natural landscape, and want the hills preserved and enhanced, and would expect anyone gaining financially from use of the farm park should make a contribution. Any proposed commercial operations should include indications of how they will contribute to the preservation and enhancement of the natural character of the Wither Hills, and protect existing recreational use. Any concessions should not involve permanent built structures that would intrude on the landscape and any activities should not increase the potential to create waste within the park.

Do you have any other feedback on matters you would like to see addressed through the management plan review?

Due to the farming activities, dogs are prohibited in the farm park, however currently the fencing along the Sutherland Stream area where dogs are allowed off-leash isn't sufficient to keep smaller dogs out of the farm park.

Having had my dog escape through the fence after rabbits on more than one occasion and try to head off in the direction of Mount Vernon, I've had to stop exercising my dog in the Sutherland Stream reserve, but have wondered about the possibility of having a special dog friendly day up to Mount Vernon when stock aren't about. It could either be just a free event, or possibly run with a modest donation to perhaps SPCA.

Christopher Cookson

From: [REDACTED]
To: [Witherhills Planreview](#)
Subject: CM: Native Species list for Wither Hills Farm Park
Date: Monday, 10 April 2023 11:42:15 a.m.
Attachments: [image001.png](#)

EXTERNAL EMAIL: Do not click any links or open any attachments unless you trust the sender and know the content is safe.

Kia ora,

I've already put in a submission for the Wither Hills Farm Park Management Plan review, but I'd like to include a supplemental link with a list of native species within the park.


This list is by no means complete, and is based on native organisms that I've observed personally that have had third party verification to species level on the citizen science platform iNaturalist. Some organisms such as fungi and lichens can be hard to identify to species level, and others such as birds and insects can be difficult to capture images for positive identification, so this is by no means an exhaustive list.

Here is the link: <https://inaturalist.nz/lists/4400453-Wither-Hills-Farm-Park>

How this species list may be useful is to help with an inventory of biodiversity within the farm park, and also with regard to planning future plantings.

Nga mihi,

Christopher Cookson, [REDACTED]





MARLBOROUGH DISTRICT COUNCIL

Submission on Reviewing the Wither Hills Farm Park Management Plan

Submissions close Thursday 27 April 2023

Submitter details:

First Name: Stewart

Surname: Maclennan

Organisation (if applicable): _____

Postal Address: _____

Contact details:

Phone: _____ (Daytime) Phone: [REDACTED] (Mobile)

Email: [REDACTED] _____

I agree that the above email address can be used as my point of contact. Yes No

Information contained in a submission, including the name of the submitter but not contact details, will be made publicly available. Submitters have the right to access and correct personal information.

Return Submission to:

Parks Planner
Marlborough District Council
PO Box 443
Blenheim 7240

OR

Email: witherhills.planreview@marlborough.govt.nz

1. After soil conservation, what do you think are the next two most important objectives for managing the Farm Park into the future? (Please tick and include reasons for your choices)

- Biodiversity
- Fire
- Invasive species control
- Landscape
- Recreation

Other (please state):

Reasons: The Wairau plain is a barren agricultural ode to a colonial mindset. the hills were stripped bare, and hold little to no value, other than an eyesore and reminder of past misunderstanding of correct land use. it's a fire and slip hazard and is currently only used recreationally by anyone lucky enough to own an SPF 4000 sunscreen.

2. Do you have any views on the farming activity in the Farm Park? (please include reasons)

Yes No

Reasons:

it would be useful to better understand how many sheep the grass production on these hills can support.

I doubt it's very many.

3. Do you agree with the suggested following actions to manage fire risk?

- | | Y | N |
|--|-------------------------------------|--------------------------|
| • Coordinate with Fire and Emergency New Zealand to increase for public awareness | <input checked="" type="checkbox"/> | <input type="checkbox"/> |
| • Control spark hazardous activities within the park linked to fire danger levels | <input checked="" type="checkbox"/> | <input type="checkbox"/> |
| • Remove all Eucalyptus species and Gorse | <input checked="" type="checkbox"/> | <input type="checkbox"/> |
| • Underplant exotic forest areas with either broadleaf hardwoods or lower flammability species | <input checked="" type="checkbox"/> | <input type="checkbox"/> |
| • Expand existing native planted areas ✓✓✓✓✓✓ | <input checked="" type="checkbox"/> | <input type="checkbox"/> |
| • Start transition of other high flammability species to lower flammability species | <input checked="" type="checkbox"/> | <input type="checkbox"/> |
| • Manage farm tracks and roads to assist in reducing fire spread | <input checked="" type="checkbox"/> | <input type="checkbox"/> |

Comments:

the track to mt Vernon is a bit of an embarrassment, it's our "best" town local walk, and it directs walkers directly up a barren and eroding slope, with no track or plantings. I know it's difficult to plant along ridgelines, but why not build a switch back track up the western faces and run an irrigation line along it from a header tank/s to get some plantings underway? Plantings that will provide track erosion protection and sun protection for walkers

4. What is your primary entry and exit point to the Farm Park? (Tick one entry and one exit point)

	Entry	Exit
Mountain Bike Park	<input checked="" type="checkbox"/>	<input type="checkbox"/>
Rifle Range	<input type="checkbox"/>	<input type="checkbox"/>
Quail Stream (Forest Park Drive)	<input checked="" type="checkbox"/>	<input type="checkbox"/>
Weld Street	<input type="checkbox"/>	<input type="checkbox"/>
Redwood Street	<input checked="" type="checkbox"/>	<input type="checkbox"/>
Sutherland Stream (upper Redwood Street)	<input type="checkbox"/>	<input type="checkbox"/>
Dry Hills Lane (Mapp Track)	<input type="checkbox"/>	<input type="checkbox"/>
Cob Cottage	<input type="checkbox"/>	<input type="checkbox"/>
Other (please specify):	_____	

5. What improvements to existing facilities within the Farm Park do you think are necessary? (please include reasons)

6. Do you think there are any additional facilities for Farm Park users that may be needed? (please include reasons)

7. Where do you think the focus should be for native restoration planting on the Wither Hills? (please include location and reasons)

Location: all gullys, moving upwards in blocks.

Reasons : also along an irrigation line up a new mt vernon switch back.
surely keeping sheep more segregated would allow some hardy shrubs to actually get foot holds.

8. What is your view of the management priorities for invasive species (weeds and pests)?

(please include reasons)

we have a town full of eager volunteers and industries who will send their staff out to help out, but noone is going to give a rats arse about baron, eroding sheep grazing hills where the fading plaques of long past school planting efforts still litter the path.

Get plantings and track care up and on it's feet and visible, the invasive species aren't going away, but they can be managed when there is a place worth putting the effort in for.

9. How important is maintaining the current landscape of the Wither Hills to you?

(please include reasons)

Important

Not very important

Reasons:

This is by far the biggest issue with the current agenda build, you have to put this concern down and bury it completely.

I know people grew up looking at these brown grassy hills and their contours and cant imagine life without them

this is old and unuseful attachment. Council needs to be much smarter than rediculous nostelgia

brown, burnt, eroding, dangerous, rediculous grassy knolls can shove off completely, give us a local native planting

with birdlife and recreational are we can be proud of, grassy baron hills are an insult to anyone who gives any

kind of thought to their surroundings.

10. Do you think there is a role for recreation concessions or hospitality services within the park?

(please include reasons)

Yes

No

Reasons:

one day, absolutley. Make it worth someones while first.

11. Do you have any other feedback on matters you would like to see addressed through the management plan review?

I think it's all in there :)

Marlborough District Council
15 Seymour Street
PO Box 443
Blenheim 7240
New Zealand

Phone 00 64 3 520 7400
Email mdc@marlborough.govt.nz
Website www.marlborough.govt.nz
GST No. 50-430-960



Reference number REF230431680
Submitted on 06/04/23

Wither Hills Farm Park Management Plan Review

First Name Warren
Surname Webber
Organisation (if applicable) [REDACTED]
Contact person (if applicable) Warren Webber
Postal address: [REDACTED]
Phone (daytime) [REDACTED]
Phone (mobile)
Email [REDACTED]
I agree that the above email address can be used as my service address for this submission Yes
Address for service (if different from above)

After soil conservation, what do you think are the next 2 most important objectives for managing the Farm Park into the future? (Please include reasons for your choices)

First most important Invasive species control
Second most important Landscape
Reasons Gorse poorly controlled. Chilean Needle Grass control is inadequate. Thistle control could be improved.

Do you have any views on the farming activity in the Farm Park? (please include reasons) Yes
Reasons Farm seems to have a low stocking rate but that is OK. Stock seem well managed. Good to have breeding stock so public can be exposed to lambs / calves but there is also a public safety consideration with cows and calves.

- Do you agree with the suggested following actions to manage fire risk?**
- Coordinate with Fire and Emergency New Zealand to increase for public awareness
 - Control spark hazardous activities within the park linked to fire danger levels
 - Remove all Eucalyptus species and Gorse
 - Underplant exotic forest areas with either broadleaf hardwoods or lower flammability species
 - Expand existing native planted areas
 - Start transition of other high flammability species to lower flammability species
 - Manage farm tracks and roads to assist in reducing fire spread

Comments Some replanted areas are poorly fenced allowing stock ingress

What is your primary entry and exit point to the Farm Park? (Tick one entry and one exit point)

Entry	Sutherland Stream (upper Redwood Street)
Exit	Sutherland Stream (upper Redwood Street)
What improvements to existing facilities within the Farm Park do you think are necessary? (please include reasons)	More flush toilets. Exposed clay soil on access roads often slippery and messy after rain. Improve road maintenance.
Do you think there are any additional facilities for Farm Park users that may be needed? (please include reasons)	Occasional picnic benches along tracks

Where do you think the focus should be for native restoration planting on the Wither Hills? (please include location and reasons)

Location	Critical Source Areas including gullies and ephemeral water courses to mitigate erosion. Upper catchment zones should also be protected to mitigate lower catchment damage.
-----------------	---

Reasons

Location	Sutherland Stream catchment
Reasons	Mitigate flood damage in upper Redwood area. Improve habitat for native birds - flowering species to encourage tui et al.

What is your view of the management priorities for invasive species (weeds and pests)? (please include reasons)	Gorse eradication should be a high priority
--	---

How important is maintaining the current landscape of the Wither Hills to you? (please include reasons)	Not very important
--	--------------------

Reasons	Would prefer larger areas of low-flammable native plantings.
----------------	--

Do you think there is a role for recreation concessions or hospitality services within the park? (please include reasons)	Yes
--	-----

Reasons	Important to encourage increased local and tourist exposure to this wonderful facility.
----------------	---

Do you have any other feedback on matters you would like to see addressed through the management plan review?	Increased water stations and toilets.
--	---------------------------------------

Marlborough District Council
15 Seymour Street
PO Box 443
Blenheim 7240
New Zealand

Phone 00 64 3 520 7400
Email mdc@marlborough.govt.nz
Website www.marlborough.govt.nz
GST No. 50-430-960



Reference number REF230433451
Submitted on 06/04/23

Wither Hills Farm Park Management Plan Review

First Name Ian
 Surname Steed
 Organisation (if applicable)
 Contact person (if applicable)
 Postal address: [Redacted]
 Phone (daytime) [Redacted]
 Phone (mobile)
 Email [Redacted]
 I agree that the above email address can be used as my service address for this submission Yes
 Address for service (if different from above)

After soil conservation, what do you think are the next 2 most important objectives for managing the Farm Park into the future? (Please include reasons for your choices)

First most important Recreation
 Second most important Landscape
 Reasons Recreation and landscape are important features of Wither Hills Farm Park for several reasons:

Health and well-being: Recreation activities such as hiking, mountain biking, and picnicking in the park can provide physical exercise and fresh air, which are important for maintaining good health and well-being.
 Community engagement: The park's recreational opportunities provide a space for the community to come together and participate in shared activities, which can help to build social connections and foster a sense of community identity.
 Economic benefits: The park's recreational opportunities can attract tourists, who may spend money on lodging, dining, and other local activities, contributing to the local economy.
 Educational opportunities: The park's landscape and recreational activities can serve as a learning resource for schools and other educational institutions, providing opportunities for students to learn about ecology, conservation, and other related topics.
 Preservation of natural and cultural heritage: The park's landscape plays an important role in preserving the natural

and cultural heritage of the region, providing a habitat for native plants and animals, and preserving historic sites.

Do you have any views on the farming activity in the Farm Park? (please include reasons) Yes

Reasons

Preservation of agricultural heritage: Farming has played an important role in the history of the region, and farming activity at the park can help to preserve this agricultural heritage. It can also provide visitors with a glimpse into the traditional farming practices of the region.

Landscape management: Farming activity can help to manage the landscape of the park, including grasslands, wetlands, and native bush. This can include activities such as mowing, weed control, and brush clearing, which can help to maintain the health of the ecosystem.

Livelihoods: For some farmers, farming at the park can provide a source of income and livelihood, which can help to support their families and contribute to the local economy.

Education and research: Farming activity at the park can serve as a learning resource for schools and other educational institutions, providing opportunities for students to learn about agricultural practices, sustainability, and other related topics. It can also be a valuable research resource for studies on agriculture, conservation, and ecology.

Food production: In some cases, farming activity at the park can contribute to food production, providing fresh and locally sourced produce for the community.

Do you agree with the suggested following actions to manage fire risk?

- Coordinate with Fire and Emergency New Zealand to increase for public awareness
- Control spark hazardous activities within the park linked to fire danger levels
- Underplant exotic forest areas with either broadleaf hardwoods or lower flammability species
- Expand existing native planted areas
- Manage farm tracks and roads to assist in reducing fire spread

Comments

What is your primary entry and exit point to the Farm Park? (Tick one entry and one exit point)

Entry Rifle Range

Exit Rifle Range

What improvements to existing facilities within the Farm Park do you think are necessary? (please include reasons) The current facilities are adequate

Do you think there are any additional facilities for Farm Park users that may be needed? (please include reasons) No additional facilities are required

Where do you think the focus should be for native restoration planting on the Wither Hills? (please include location and reasons)

Location Gullies containing riparian zones

Reasons

What is your view of the management priorities for invasive species (weeds and pests)? (please include reasons) No opinion

How important is maintaining the current landscape of the Important

Wither Hills to you? (please include reasons)

Reasons

I enjoy the current landscape of the bare hills which remind me somewhat of a Grahame Sydney painting

Do you think there is a role for recreation concessions or hospitality services within the park? (please include reasons)

No

Reasons

Do you have any other feedback on matters you would like to see addressed through the management plan review?

Marlborough District Council
15 Seymour Street
PO Box 443
Blenheim 7240
New Zealand

Phone 00 64 3 520 7400
Email mdc@marlborough.govt.nz
Website www.marlborough.govt.nz
GST No. 50-430-960



Reference number REF230440482
Submitted on 12/04/23

Wither Hills Farm Park Management Plan Review

First Name Jude
Surname Webber
Organisation (if applicable)
Contact person (if applicable) Judith Robyn Webber
Postal address: [REDACTED]
Phone (daytime) [REDACTED]
Phone (mobile)
Email [REDACTED]
I agree that the above email address can be used as my service address for this submission Yes
Address for service (if different from above)

After soil conservation, what do you think are the next 2 most important objectives for managing the Farm Park into the future? (Please include reasons for your choices)

First most important Recreation
Second most important Invasive species control
Reasons Wither Hills farmpark provides extensive scope for walking, tramping, mountainbiking & vantage points to view the region. It is widely used by locals and visitors to region. It is extremely accessible from a number of entry points. Opportunity to showcase invasive species control especially Chilean grass, gorse, thistles, wilding pines.

Do you have any views on the farming activity in the Farm Park? (please include reasons) Yes
Reasons Stock are very tolerant of people in their space , appear well conditioned & healthy.

Do you agree with the suggested following actions to manage fire risk?

- Coordinate with Fire and Emergency New Zealand to increase for public awareness
- Control spark hazardous activities within the park linked to fire danger levels
- Remove all Eucalyptus species and Gorse
- Underplant exotic forest areas with either broadleaf hardwoods or lower flammability species
- Expand existing native planted areas
- Start transition of other high flammability species to lower flammability species
- Manage farm tracks and roads to assist in reducing fire spread

Comments Fire risk management is most effective when a combination of strategies are actioned.

What is your primary entry and exit point to the Farm Park? (Tick one entry and one exit point)

Entry Redwood Street

Exit Redwood Street

What improvements to existing facilities within the Farm Park do you think are necessary? (please include reasons)

Do you think there are any additional facilities for Farm Park users that may be needed? (please include reasons) Toilet and water drinking fountain at Redwood Street carpark. Public rubbish bin for carpark users as frequent food/drink waste litters the carpark.

Where do you think the focus should be for native restoration planting on the Wither Hills? (please include location and reasons)

Location Extend native planting in valleys where natural water course with stockproof fencing. Reduce pine tree numbers and replace with natives.

Reasons

What is your view of the management priorities for invasive species (weeds and pests)? (please include reasons) Little evidence this summer 22/23 of Chilean grass control; spread of this appears increased. Patches of gorse on Mt Vernon ridge track and slopes between this track & Mapp track.

How important is maintaining the current landscape of the Wither Hills to you? (please include reasons) Important

Reasons Iconic backdrop to Blenheim township & vineyards. Essential vista marking the region.

Do you think there is a role for recreation concessions or hospitality services within the park? (please include reasons) No

Reasons The park is a free & accessible facility for all users. There is adequate signage for both walkers & mountain bikers. I dont think hospitality services are required.

Do you have any other feedback on matters you would like to see addressed through the management plan review?

Marlborough District Council
15 Seymour Street
PO Box 443
Blenheim 7240
New Zealand

Phone 00 64 3 520 7400
Email mdc@marlborough.govt.nz
Website www.marlborough.govt.nz
GST No. 50-430-960



Reference number REF230444617
Submitted on 13/04/23

Wither Hills Farm Park Management Plan Review

First Name Neil
Surname Sinclair
Organisation (if applicable) [REDACTED]
Contact person (if applicable) [REDACTED]
Postal address: [REDACTED]
Phone (daytime) [REDACTED]
Phone (mobile) [REDACTED]
Email [REDACTED]
I agree that the above email address can be used as my service address for this submission Yes
Address for service (if different from above)

After soil conservation, what do you think are the next 2 most important objectives for managing the Farm Park into the future? (Please include reasons for your choices)

First most important Recreation
Second most important Landscape
Reasons The Wither Hills Farm is a wonderful recreational asset for Marlborough and also gives Blenheim some visual character. Houses on the hill would detract visually for Blenheim in my view. The ability to use the Farm Park for walking, mountain biking, orienteering in my view makes Blenheim a significantly more appealing place to live.

Do you have any views on the farming activity in the Farm Park? (please include reasons) Yes

Reasons Farming activities should be maintained if they enhance the management of the Farm Park. But farming activities that have a detrimental impact on the soil conservation and recreational activities should cease. For example, grazing cows in the areas with Mountain Bike Tracks destroy the track, particularly as cows tend to expose under runners and damage the track edges, resulting the need to dig further into the slopes to make the tracks the appropriate width.

Do you agree with the suggested following actions to manage fire risk?

- Coordinate with Fire and Emergency New Zealand to increase for public awareness
- Expand existing native planted areas
- Start transition of other high flammability species to lower flammability species

Comments

I think Council manage the fire risks well. From a mountain bike perspective, the ability to ride in the new skills park when the mountain bike park is shut is a huge step forward.

What is your primary entry and exit point to the Farm Park? (Tick one entry and one exit point)

Entry

Rifle Range

Exit

Redwood Street

What improvements to existing facilities within the Farm Park do you think are necessary? (please include reasons)

The Mountain Bike tracks are in extremely bad condition. Downers services both weed eating and track maintenance has been abysmal in recent years. There needs to be an annual maintenance plan agreed for the mountain bike tracks. The Mountain Bike Club (who have knowledgeable members keen to help the non-bikers in Council) should be involved in the development of this maintenance plan and in holding Downers to account. The 2003 plan had sections on Community Partnerships. This is a great example of a Community Partnership that could and should be enhanced.

Do you think there are any additional facilities for Farm Park users that may be needed? (please include reasons)

The water fountain installed last year on Autobahn (just after the crossing with Captain Slapstick) started leaking and has been turned off ever since. This was a great addition and it would be great to see if working again,

Yes, there is a need for a development plan for additional mountain bike tracks. The ban on track developments in recent years has resulted in the current tracks not fully meeting the needs of local riders. An example is there is no jumps track in the Park. As a result, young riders have created illegal jumps. A jumps track would be a beneficial and popular addition to the current track network. I believe there is an unused existing track that could be easily repurposed.

Another huge trend in mountain biking is the number of older riders taking up the sport on ebikes. This demographic is looking for a different type of track to what the Park currently provides. Typically less technical tracks that are longer are needed to cater for this type of rider.

Where do you think the focus should be for native restoration planting on the Wither Hills? (please include location and reasons)

Location

Mountain bike park, Quail Stream, Gentle Annie

Reasons

Native trees enhance the environment for walkers and riders. Natives in all key recreational areas would be brilliant.

What is your view of the management priorities for invasive species (weeds and pests)? (please include reasons)

I support Council's current management practices. I don't believe changes are needed. In my view, the farming practices are more likely to spread the weeds (eg Needle Grass) than recreational users.

How important is maintaining the current landscape of the Wither Hills to you? (please include reasons)

Important

Reasons

The look of the Wither Hills adds character to Blenheim. Housing development any closer than it already is would be a negative. But I would support recreational facilities being build as appropriate over landscape visuals.

Do you think there is a role for recreation concessions or

Yes

hospitality services within the park? (please include reasons)

Reasons

I don't have a problem with concessions, hospitality services or events taking place in the park. I do question the financial viability of permanent activities and don't believe Council should invest in the construction of permanent buildings for this purpose.

Do you have any other feedback on matters you would like to see addressed through the management plan review?

I believe the Permitted, Discretionary and Prohibited Activities that are attached to the Four Zones in the current Plan have resulted in the management of the park becoming too regimented. I am firmly of the view, that if trails are well planned and laid out, that walking and biking trails and easily co-exist in the same areas.

There are plenty of examples in the park now.

Clearly, there needs to be some walking trails with no bike tracks in that area to provide peaceful walks (Quail Stream and Sutherland Stream for example) and there needs to be Downhill focused mountain bike tracks (such as in the MTB Park) with no walking tracks near by (walkers on Downhill mountain bike tracks are dangerous for both the rider and walker). But I believe having areas too defined just limits recreational activities).

As an example, current a mountain bike track coming down the eastern face of the Quail Stream gully (remaining higher on the hill and not dropping to the valley floor where the walking tracks are) would not be possible due to the activities attached to the Zones. But if well planned, this track would be ideal to cater for the older ebikers that I mentioned before.

Having more flexibility in the plan I think would result in better outcomes.

I would also like to see the Community Partnership opportunities with Council better defined in the new plan. It would allow Community Groups more clarity on how to work with Council for the benefit of residents.

Finally, I think the management plan needs to be more prescriptive around track development. The section in the current plan that talks about expectations for buildings and facilities should be specifically extended to include tracks (both walking and mountain biking). The plan should allow readers to understand how to present proposals to Council that already meet key Council requirements. The plan should be written in a way to allow the ongoing development of recreational facilities without the need to impose a blanket ban on the development of new facilities.

Through experience, I can say that working with Council to develop new facilities under the existing plan is hard work. And I am sure it is just as hard work for Council staff too.

The management plan and the resulting resource consent requirements should be simplified under this new

management plan.



MARLBOROUGH DISTRICT COUNCIL

Submission on Reviewing the Wither Hills Farm Park Management Plan

Submissions close Thursday 27 April 2023

Submitter details:

First Name: Russell

Surname: GRIGG

Organisation (if applicable): Retired

Postal Address: [Redacted]

Contact details:

Phone: [Redacted] (Daytime) Phone: _____ (Mobile)

Email: _____

I agree that the above email address can be used as my point of contact. Yes No

Information contained in a submission, including the name of the submitter but not contact details, will be made publicly available. Submitters have the right to access and correct personal information.

Return Submission to:

Parks Planner
Marlborough District Council
PO Box 443
Blenheim 7240

OR

Email: witherhills.planreview@marlborough.govt.nz



1. After soil conservation, what do you think are the next two most important objectives for managing the Farm Park into the future? (Please tick and include reasons for your choices)

- Biodiversity
- Fire
- Invasive species control
- Landscape
- Recreation

Other (please state):

Reasons: To retain the Farm Park the ILON it is
for the people of Blenheim.

2. Do you have any views on the farming activity in the Farm Park? (please include reasons)

Yes No

Reasons: SATISFACTORY at present level

3. Do you agree with the suggested following actions to manage fire risk?

- | | Y | N |
|--|-------------------------------------|--------------------------|
| • Coordinate with Fire and Emergency New Zealand to increase for public awareness | <input checked="" type="checkbox"/> | <input type="checkbox"/> |
| • Control spark hazardous activities within the park linked to fire danger levels | <input checked="" type="checkbox"/> | <input type="checkbox"/> |
| • Remove all Eucalyptus species and Gorse | <input checked="" type="checkbox"/> | <input type="checkbox"/> |
| • Underplant exotic forest areas with either broadleaf hardwoods or lower flammability species | <input checked="" type="checkbox"/> | <input type="checkbox"/> |
| • Expand existing native planted areas | <input checked="" type="checkbox"/> | <input type="checkbox"/> |
| • Start transition of other high flammability species to lower flammability species | <input checked="" type="checkbox"/> | <input type="checkbox"/> |
| • Manage farm tracks and roads to assist in reducing fire spread | <input checked="" type="checkbox"/> | <input type="checkbox"/> |

Comments:

No further extensions to existing farm tracks
and roads

4. What is your primary entry and exit point to the Farm Park? (Tick one entry and one exit point)

	Entry	Exit
Mountain Bike Park	<input type="checkbox"/>	<input type="checkbox"/>
Rifle Range	<input type="checkbox"/>	<input type="checkbox"/>
Quail Stream (Forest Park Drive)	<input checked="" type="checkbox"/>	<input checked="" type="checkbox"/>
Weld Street	<input type="checkbox"/>	<input type="checkbox"/>
Redwood Street	<input type="checkbox"/>	<input type="checkbox"/>
Sutherland Stream (upper Redwood Street)	<input type="checkbox"/>	<input type="checkbox"/>
Dry Hills Lane (Mapp Track)	<input type="checkbox"/>	<input type="checkbox"/>
Cob Cottage	<input type="checkbox"/>	<input type="checkbox"/>
Other (please specify):	<u>f</u>	

5. What improvements to existing facilities within the Farm Park do you think are necessary? (please include reasons)

Replace styles with gates

6. Do you think there are any additional facilities for Farm Park users that may be needed? (please include reasons)

7. Where do you think the focus should be for native restoration planting on the Wither Hills? (please include location and reasons)

Location: _____

Reasons: Gulleys or water sources

8. What is your view of the management priorities for invasive species (weeds and pests)?
(please include reasons)

More on site management required

9. How important is maintaining the current landscape of the Wither Hills to you?
(please include reasons)

Important
Not very important
Reasons:

I would like the management IMPROVED.

10. Do you think there is a role for recreation concessions or hospitality services within the park?
(please include reasons)

Yes No

Reasons:

There is no necessity for any hospitality or additional concessions

11. Do you have any other feedback on matters you would like to see addressed through the management plan review?

A review should be taken on the number of communication sites, all company's equipment should be required to co-site. Power supply should all be undergrounded.

Marlborough District Council
15 Seymour Street
PO Box 443
Blenheim 7240
New Zealand

Phone 00 64 3 520 7400
Email mdc@marlborough.govt.nz
Website www.marlborough.govt.nz
GST No. 50-430-960



Reference number REF230452359
Submitted on 18/04/23

Wither Hills Farm Park Management Plan Review

First Name Martin
 Surname Young
 Organisation (if applicable)
 Contact person (if applicable) Martin Young
 Postal address: [Redacted]
 Phone (daytime) [Redacted]
 Phone (mobile)
 Email [Redacted]
 I agree that the above email address can be used as my service address for this submission Yes
 Address for service (if different from above)

After soil conservation, what do you think are the next 2 most important objectives for managing the Farm Park into the future? (Please include reasons for your choices)

First most important Fire
 Second most important Recreation
 Reasons With new housing being built closer to the hills it's important that reducing the risk of fire entering the town from the hills is considered. A side effect of this could be increased biodiversity through planting less flammable native species in a fire belt around the foot of the hills.

Do you have any views on the farming activity in the Farm Park? (please include reasons) No
 Reasons It doesn't impact my use of the hills and I'm not a farming expert.

Do you agree with the suggested following actions to manage fire risk?

- Coordinate with Fire and Emergency New Zealand to increase for public awareness
- Control spark hazardous activities within the park linked to fire danger levels
- Remove all Eucalyptus species and Gorse
- Underplant exotic forest areas with either broadleaf hardwoods or lower flammability species
- Expand existing native planted areas
- Start transition of other high flammability species to lower flammability species
- Manage farm tracks and roads to assist in reducing fire spread

Comments Replacing exotics with less flammable natives will improve

biodiversity, the natural environment and reduce fire risk. It seems like a win-win situation.

What is your primary entry and exit point to the Farm Park? (Tick one entry and one exit point)

Entry	Rifle Range
Exit	Rifle Range
What improvements to existing facilities within the Farm Park do you think are necessary? (please include reasons)	It would be good to see some of the lower tracks improved to be accessible for prams and wheelchairs. Crossing the storm drain from rifle range car park is hard on foot sometimes, impossible if you have mobility issues.
Do you think there are any additional facilities for Farm Park users that may be needed? (please include reasons)	Additional access tracks to separate walkers and mountain bikers could be useful, especially if the mountain bike skills area around Gentle Annie track goes ahead. To protect from invasive species it may also be worth introducing footwear cleaning stations at all entry points.

Where do you think the focus should be for native restoration planting on the Wither Hills? (please include location and reasons)

Location	Town boundary forestry at the foot of northern slopes
Reasons	Fire protection belt to slow the movement of fire towards housing. Increased biodiversity. Allow easy access to native environment

Location	Valleys and gulleys
Reasons	Improve soil erosion control in most vulnerable areas
What is your view of the management priorities for invasive species (weeds and pests)? (please include reasons)	The priorities seem appropriate. There should be a balance between tackling existing issues and ensuring that no new invasive species get established in the park.

How important is maintaining the current landscape of the Wither Hills to you? (please include reasons)	Not very important
Reasons	The current view of the hills behind Blenheim is iconic, but it's also a symbol of our wanton destruction of the environment. Restoring the hills to their pre-human state would have huge benefits to biodiversity and fire risk and amenity - offering cooler, shaded recreation opportunities in hot weather.

Do you think there is a role for recreation concessions or hospitality services within the park? (please include reasons)	Yes
Reasons	A food truck concession or small cafe at the rifle range entrance would likely get lots of business from users of the new pump track, mountain bike skills area and walkers/runners who use this entrance. It could lead to more people spending more time in the park, and provide an income stream to help with the management of the park.

Do you have any other feedback on matters you would like to see addressed through the management plan review?

Richard Wilson

From:
To: [Witherhills Planreview](#)
Subject: CM: Farm Park Submission
Date: Tuesday, 18 April 2023 7:59:08 p.m.

EXTERNAL EMAIL: Do not click any links or open any attachments unless you trust the sender and know the content is safe.

I strongly recommend that the Wither Hills Farm Park remains a working Farm with an experienced Farm Manager, independent and well resourced , to enable usage and effective control of the property .

Stock and crops are necessary to achieve this so very much the status quo.

This would be the optimal way to reduce fire risk adjacent to the town boundary, as well as allowing families to observe a well run Property as an educational resource.
Run as it has been the Property should generate a very reasonable income.

Sent from my iPad

Marlborough District Council
15 Seymour Street
PO Box 443
Blenheim 7240
New Zealand

Phone 00 64 3 520 7400
Email mdc@marlborough.govt.nz
Website www.marlborough.govt.nz
GST No. 50-430-960



Reference number REF230454472
Submitted on 18/04/23

Wither Hills Farm Park Management Plan Review

First Name Steph
Surname Martella
Organisation (if applicable)
Contact person (if applicable)
Postal address:
Phone (daytime)
Phone (mobile)
Email
I agree that the above email address can be used as my service address for this submission Yes
Address for service (if different from above)

After soil conservation, what do you think are the next 2 most important objectives for managing the Farm Park into the future? (Please include reasons for your choices)

First most important Recreation
Second most important Landscape

Reasons

Do you have any views on the farming activity in the Farm Park? (please include reasons) Yes

Reasons

Do you agree with the suggested following actions to manage fire risk?

I enjoy crossing through paddocks with cattle and sheep

- Coordinate with Fire and Emergency New Zealand to increase for public awareness
- Control spark hazardous activities within the park linked to fire danger levels
- Remove all Eucalyptus species and Gorse
- Underplant exotic forest areas with either broadleaf hardwoods or lower flammability species
- Expand existing native planted areas
- Start transition of other high flammability species to lower flammability species
- Manage farm tracks and roads to assist in reducing fire spread

Comments

What is your primary entry and exit point to the Farm Park? (Tick one entry and one exit point)

Entry Redwood Street
Exit Redwood Street

What improvements to existing facilities within the Farm Park do you think are necessary? (please include reasons) Areas that dogs are able to be walked

Do you think there are any additional facilities for Farm Park users that may be needed? (please include reasons)

Where do you think the focus should be for native restoration planting on the Wither Hills? (please include location and reasons)

Location Lower down
Reasons Aesthetic reasons

What is your view of the management priorities for invasive species (weeds and pests)? (please include reasons)

How important is maintaining the current landscape of the Wither Hills to you? (please include reasons) Not very important

Reasons

Do you think there is a role for recreation concessions or hospitality services within the park? (please include reasons) Yes

Reasons

Do you have any other feedback on matters you would like to see addressed through the management plan review?

Gary Newlove

From: Gary & Rose-Marie Newlove [REDACTED]
Sent: Tuesday, 18 April 2023 7:13 pm
To: MDC <mdc@Marlborough.govt.nz>
Cc: [REDACTED]
Subject: Partial submission to Witherhills Farm Park Management Plan

EXTERNAL EMAIL: Do not click any links or open any attachments unless you trust the sender and know the content is safe.

Afternoon Linda

When reviewing the subject plan,

I request thought be given to allowing Horse riding on the park either as an individual and groups (unsure of the current access protocols)

Considering this is a working farm, access would be determined by farm activities ie Lambing and courtesy by riders no tracks would be required, as I sure most riders would use the animal tracks I was wondering about:

A riding area abounded by Mt Vernon Track and Reservoir Ridge Track and maybe crossing over Upper Harding track and Lower / upper Quail Stream with Split apple peak track on the southern boundary and possibly also as far east as cob cottage track.

My thinking all that would be required is a Map of the gates and a suitable parking area preferably on grass maybe off Redwood street.

Horse riding would be compatible with the Walkers / Runners as long as the tracks were adjacent, Mountain bikers and horse rider would need to ensure the tracks do not converge

Thank you for your consideration

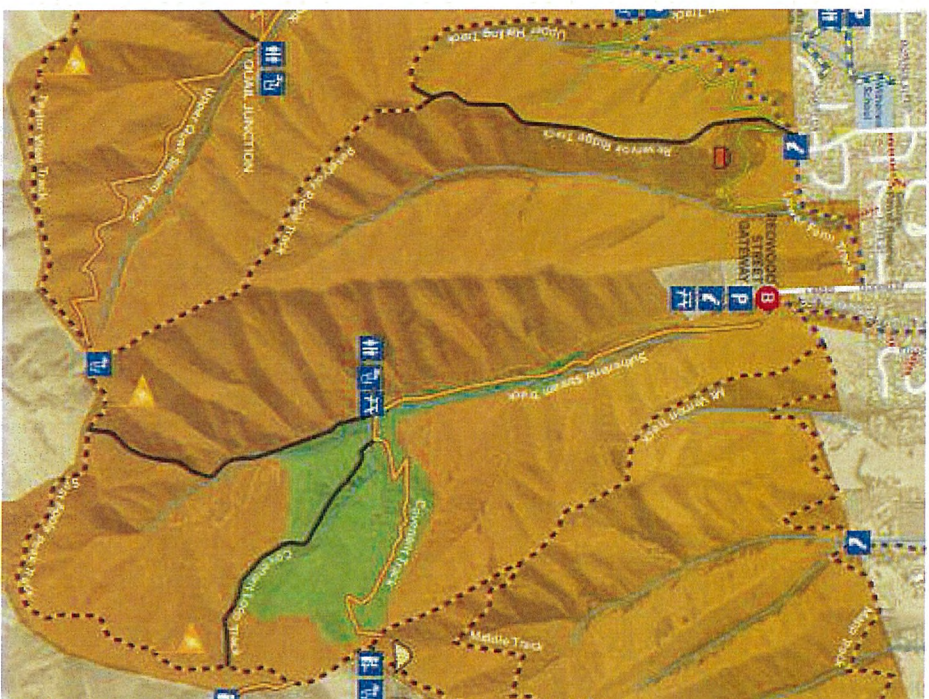
Gary Newlove

[REDACTED]

Member of:

Blenheim Adult Riding club

Marlborough Endurance and Trail Riding club



Marlborough District Council
15 Seymour Street
PO Box 443
Blenheim 7240
New Zealand

Phone 00 64 3 520 7400
Email mdc@marlborough.govt.nz
Website www.marlborough.govt.nz
GST No. 50-430-960



Reference number REF230456923
Submitted on 19/04/23

Wither Hills Farm Park Management Plan Review

First Name Pene
Surname Ferguson
Organisation (if applicable)
Contact person (if applicable)
Postal address: [REDACTED]
Phone (daytime) [REDACTED]
Phone (mobile)
Email [REDACTED]
I agree that the above email address can be used as my service address for this submission Yes
Address for service (if different from above)

After soil conservation, what do you think are the next 2 most important objectives for managing the Farm Park into the future? (Please include reasons for your choices)

First most important Biodiversity
Second most important Recreation
Reasons Biodiversity can be a sympathetic co-benefit for so many other objectives, such as soil conservation, landscape values, carbon sequestration, recreation and tourism. Much of the valley and southern valley biodiversity has been lost to land clearances and farming, so it would be good to use public land to reintroduce key species/communities back to an area so close to town.

Do you have any views on the farming activity in the Farm Park? (please include reasons) Yes
Reasons

Is not compatible with soil conservation or carbon or biodiversity objectives. is the leading excuse for not allowing dogs to recreate in the park. unsure of the economic value but even if there is a net benefit to the community to raise stock in the farm park it would still not convince me that it should be a priority land use.

Do you agree with the suggested following actions to manage fire risk?

- Coordinate with Fire and Emergency New Zealand to increase for public awareness
- Control spark hazardous activities within the park linked to fire danger levels
- Underplant exotic forest areas with either broadleaf hardwoods or lower flammability species
- Expand existing native planted areas

- Manage farm tracks and roads to assist in reducing fire spread

Comments

Fire hazard control should be linked to other objectives and not be the primary objective.

What is your primary entry and exit point to the Farm Park? (Tick one entry and one exit point)

Entry

Rifle Range

Exit

Rifle Range

What improvements to existing facilities within the Farm Park do you think are necessary? (please include reasons)

wayfinding / signage from the surrounding roads/neighbourhoods to the parks so that it encourages people to access the parks. green / off road corridors from suburbs to the hills. signage within the park to help with wayfinding.

Do you think there are any additional facilities for Farm Park users that may be needed? (please include reasons)

Where do you think the focus should be for native restoration planting on the Wither Hills? (please include location and reasons)

Location

erosion prone areas to assist with achieving soil erosion objectives. areas adjacent to existing plantings to increase likelihood of success and help with seed dispersal. areas adjacent to neighbourhoods to enhance their outlook and sense of greenspace.

Reasons

erosion prone areas to assist with achieving soil erosion objectives. areas adjacent to existing plantings to increase likelihood of success and help with seed dispersal. areas adjacent to neighbourhoods to enhance their outlook and sense of greenspace.

What is your view of the management priorities for invasive species (weeds and pests)? (please include reasons)

How important is maintaining the current landscape of the Wither Hills to you? (please include reasons)

Not very important

Reasons

I agree with maintaining a landscape free of development (roads, buildings, structures) however I don't think the existing barren grass landscape needs to be maintained. An indigenously forested landscape would be preferable to the current landscape.

Do you think there is a role for recreation concessions or hospitality services within the park? (please include reasons)

Yes

Reasons

I don't object to recreation concessions but would object to hospitality services within the park. My preference would be to have hospitality services within the surrounding suburbs and wayfinding to make it obvious. So there's links to dairies, cafes, ice cream etc., but they are located in existing urban areas, not on public land. Recreational concessions would be OK as long as they don't occupy / control / restrict public access on an ongoing basis. Events, guided activities, bike hire etc. would be ok.

Do you have any other feedback on matters you would like to see addressed through the management plan review?

As a responsible dog owner and someone who wants to improve my hill fitness I would really appreciate if the Council would update the plan to allow for dog access to an extended part of the hills where they could roam off leash. I would also support leashed areas / paths if that was

necessary to help the non-dog owners. Furthermore, a designated dog park would be useful. In my opinion that would open up the hills to so many more recreationalists and allow more of the community to enjoy the outdoors and get / keep fit and healthy. The restrictions on dog access in the wither hills force us to use the town / river parks which are much busier and must be difficult for non-dog lovers to use with the stress of so many dogs. If the wither hills were open to dogs then much more of us could use that park and leave the town / river parks for families, elderly etc. to recreate / commute with fewer dogs to bother them. I am asking for less emphasis on raising sheep on the erosion prone hills and more emphasis on recreational use for people with dogs. I think that restricted or unrestricted dog access is compatible with soil conservation, biodiversity, fire control, recreation and tourism objectives.

Peter & Andrea Forrest

From: [REDACTED]
Subject: [Witherhills Planreview](#)
Date: CM: Wither Hills Farm Park Discussion Document
 Thursday, 20 April 2023 5:38:32 p.m.

EXTERNAL EMAIL: Do not click any links or open any attachments unless you trust the sender and know the content is safe.

In response to the questions posed in the Discussion Document we comment as follows

1 Recreation is the second most important objective in our view. We live on the farm boundary and over recent years the number of persons using the farm park has increased considerably. Without the recreational use of the farm park Blenheim would be a much less attractive place to live

2 Happy for farming to continue as is. It is good to have farm animals so close to town.

3 While we agree that fire risk needs to be managed we note that eliminating Eucalyptus trees would deprive tuis of their favourite food source. (we say that despite having a 100% native garden ourselves) , so perhaps their planting could be limited to certain areas

4 We use all entry points as we both walk and bike in the park , both ourselves and with grandchildren

5 We are happy with facilities as they are

6 NA

7 Natives should initially be planted in the gullies and then work out from there. Natives used must be tolerant of the dry as we note many previous plantings have died through lack of water. We have kept some of the plantings in the lower Sutherland Stream alive in the initial years by watering from our property but if we have to start paying for water that would no longer happen. We note Totara, Kanuka and Manuka are reasonable good at tolerating dry conditions so may form good canopy trees below which other natives which provide food for birds could be planted. While not native tree lucerne is a brilliant source of food for native birds and we used this as the initial canopy tree

8 We would like to see gorse kept under control as well as all rodents, including wild cats.

9 The Wither Hills is vital to our enjoyment of Blenheim. It has to be one of the best recreational areas close to a town/city anywhere in the world

10 We are happy to have mobile coffee/food carts in the car parks but do not favour a permanent building

OTHER

We use the park for both walking and mountain biking and are happy for the mixed use to continue and also support the proposed MB skills park

While the Council have done a reasonable job at planting trees in our view they do a very poor job at looking after them once planted. We appreciate this takes time and money. To offset this would the Council be open to the setting up of a volunteer group to look after the trees in at least part of the park (similar to what happens to the Port Hills in Christchurch , The "Eastenders"). If so we would we prepared to assist.

Thank you for the opportunity to comment

Peter & Andrea Forrest



Frank Graham

From: [REDACTED]
To: [Witherhills Planreview](#)
Subject: CM: Farm park submission
Date: Friday, 21 April 2023 11:30:31 a.m.

EXTERNAL EMAIL: Do not click any links or open any attachments unless you trust the sender and know the content is safe.

Since moving to Blenheim 14 years ago I've been a frequent walker in the wither hills farm park. I've always been most grateful for this opportunity and to the council and council staff and those who have contributed for the vision and creation of this area and it's ongoing maintenance and development.

There are a good number of tracks which enable variety in choosing a daily walk. Tracks interconnect which creates more variety and personal choice.

I am pro using more native plantings where possible and do not wish to see any further commercialisation apart from the coffee cart that's present at times in one of the car parking areas. Water and seating provision is adequate.

The farming works really well. Animals are well looked after and never a bother although a boot brush at the end of walks or at car parks would be useful. Coming from a rural background I enjoy the animals.

It's a great place where young people first experience the value of outdoor space, trees and fitness. It's good for peoples well being. Our grandchildren are now avid walkers in many of the longer DOC walks having started in the hills.

I believe that the overall objectives of the park are still valid and key and the management is very competent to manage future development.

Frank Graham

Sent from my iPad



MARLBOROUGH DISTRICT COUNCIL

Submission on Reviewing the Wither Hills Farm Park Management Plan

Submissions close Thursday 27 April 2023

Submitter details:

First Name: Paul

Surname: Gunningham

Organisation (if applicable): _____

Postal Address: ██████████

Contact details:

Phone: _____ (Daytime) Phone: ██████████ (Mobile)

Email: ██████████

I agree that the above email address can be used as my point of contact. Yes No

Information contained in a submission, including the name of the submitter but not contact details, will be made publicly available. Submitters have the right to access and correct personal information.

Return Submission to:

Parks Planner
Marlborough District Council
PO Box 443
Blenheim 7240

OR

Email: witherhills.planreview@marlborough.govt.nz

1. After soil conservation, what do you think are the next two most important objectives for managing the Farm Park into the future? (Please tick and include reasons for your choices)

- Biodiversity
- Fire
- Invasive species control
- Landscape
- Recreation

Other (please state):

Reasons: Invasive species will easily take over the whole park and as you know is already becoming a problem with control,

The landscape as noted in the draft is very visual and a draw to visitors and locals being on or doorstep

2. Do you have any views on the farming activity in the Farm Park? (please include reasons)

Yes No

Reasons:

- The farming is a good asset to the park as it provides some diversity and interest to park users, during lambing and calving being of particular enjoyment.
- It also keeps the farm manager roaming the area to see any problems or maintenance required while tending the stock

3. Do you agree with the suggested following actions to manage fire risk?

- | | Y | N |
|--|-------------------------------------|-------------------------------------|
| • Coordinate with Fire and Emergency New Zealand to increase for public awareness | <input checked="" type="checkbox"/> | <input type="checkbox"/> |
| • Control spark hazardous activities within the park linked to fire danger levels | <input checked="" type="checkbox"/> | <input type="checkbox"/> |
| • Remove all Eucalyptus species and Gorse | <input type="checkbox"/> | <input checked="" type="checkbox"/> |
| • Underplant exotic forest areas with either broadleaf hardwoods or lower flammability species | <input checked="" type="checkbox"/> | <input type="checkbox"/> |
| • Expand existing native planted areas | <input checked="" type="checkbox"/> | <input type="checkbox"/> |
| • Start transition of other high flammability species to lower flammability species | <input type="checkbox"/> | <input checked="" type="checkbox"/> |
| • Manage farm tracks and roads to assist in reducing fire spread | <input checked="" type="checkbox"/> | <input type="checkbox"/> |

Comments:

Removing the Eucalyptus trees would be pointless as they are not subject to spontaneous combustion and need a secondary ignition source, if they were cut down I don't expect MDC would actually remove the trees and all of the branches due to the cost, there is already large amounts of dead trees and branches etc littering the forest floors and these would significantly contribute to the spread of fire, perhaps MDC should clean these up first along with the dead gorse before cutting down perfectly healthy trees

4. What is your primary entry and exit point to the Farm Park? (Tick one entry and one exit point)

	Entry	Exit
Mountain Bike Park	<input type="checkbox"/>	<input type="checkbox"/>
Rifle Range	<input checked="" type="checkbox"/>	<input type="checkbox"/>
Quail Stream (Forest Park Drive)	<input type="checkbox"/>	<input checked="" type="checkbox"/>
Weld Street	<input type="checkbox"/>	<input type="checkbox"/>
Redwood Street	<input type="checkbox"/>	<input type="checkbox"/>
Sutherland Stream (upper Redwood Street)	<input type="checkbox"/>	<input type="checkbox"/>
Dry Hills Lane (Mapp Track)	<input type="checkbox"/>	<input type="checkbox"/>
Cob Cottage	<input type="checkbox"/>	<input type="checkbox"/>
Other (please specify):	<p style="color: red;">Generally I alternate my routes so entry and exit are different places on different days</p>	

5. What improvements to existing facilities within the Farm Park do you think are necessary? (please include reasons)

- Toilet at the Sutherland Stream / Redwood St car park. _____
- Better signage to identify walking tracks and biking tracks, and where bikes are not permitted _____
- _____
- _____

6. Do you think there are any additional facilities for Farm Park users that may be needed? (please include reasons)

- The problem with too many facilities is that you can detract from the feeling of being remote from civilisation while being in view of it _____
- Too many facilities also add to the maintenance cost _____
- _____
- _____

7. Where do you think the focus should be for native restoration planting on the Wither Hills? (please include location and reasons)

Location: No particular area, some area would be better suited to others depending on exposure to wind etc

Reasons: _____

_____ We should not be removing existing perfectly healthy non native trees just to plant native trees, only replant these areas when the non natives die or fall over, there are plenty of empty spaces available for new plantings _____

8. What is your view of the management priorities for invasive species (weeds and pests)?
(please include reasons)

The current programme seems to be working from what I see walking around the park, A lot of the gorse have died which is very good, The main problem looks to be the small grasses that are easily missed and hard to eradicate.

As for pests there seem to be a few rabbits coming back, but I don't know what else we have causing problems ?

9. How important is maintaining the current landscape of the Wither Hills to you?
(please include reasons)

Important
Not very important

Reasons:

This is very important as someone once said " you don't know what you've got til it's gone"

Change just for the sake of it is not always an improvement, "if it ain't broke don't fix it"

10. Do you think there is a role for recreation concessions or hospitality services within the park?
(please include reasons)

Yes No

Reasons:

Concessions in the car parks would be fine but not within the park as this will just lead to rubbish blowing everywhere, the park is close to town with plenty of service providers

11. Do you have any other feedback on matters you would like to see addressed through the management plan review?

Clause 3.6.5, I don't see why we would want 4 x 4 motor bikes allowed in the park, unless this is referring to disabled users only in which case would be fine, but would contravene clause 3.19, so any mobility transport should be electric not noisy petrol engines

Clause 3.19 specifies that motorised equipment is not permitted in the park, which is perfect, but electric bikes are in fact motorised and can go too fast along the tracks ??

3.23.1 specifically states that "No action will be permitted in the Farm Park which directly or indirectly damages natural vegetation or wildlife habitat without proven justification and mitigating measures being put in place"

3.25 has a similar application

However the Mountain Bike Club has recently been granted permission to develop a new untouched area at the lower end of Gentle Annie track for training

when they already have a large area for MTB use with plenty of space lower down and should develop this area if they want more space.

The Gentle Annie track is the most used track in the park and conflict will arise once the mountain bikes start using the area, you can be sure that they will take short cuts on the easier walking tracks to access the MTB circuits



MARLBOROUGH DISTRICT COUNCIL

Submission on Reviewing the Wither Hills Farm Park Management Plan

Submissions close Thursday 27 April 2023

Submitter details:

First Name: Lyall Barriball & Coco Alexander

Surname: _____

Organisation (if applicable): _____

Postal Address: _____

Contact details:

Phone: _____ (Daytime) Phone: _____ (Mobile)

Email: _____

I agree that the above email address can be used as my point of contact. Yes No

Information contained in a submission, including the name of the submitter but not contact details, will be made publicly available. Submitters have the right to access and correct personal information.

Return Submission to:

Parks Planner
Marlborough District Council
PO Box 443
Blenheim 7240

OR

Email: witherhills.planreview@marlborough.govt.nz

1. After soil conservation, what do you think are the next two most important objectives for managing the Farm Park into the future? (Please tick and include reasons for your choices)

- Biodiversity
- Fire
- Invasive species control
- Landscape
- Recreation
- Other (please state):

Reasons: 1) Fire ^{Risk} reduction is important for obvious reasons.
 2) Invasive species control - aim to eliminate spread from visitors to surrounding countryside & rest of N.Z., impacting on our productivity.

2. Do you have any views on the farming activity in the Farm Park? (please include reasons)

Yes No

Reasons: We believe having stock on the farm park is a cost efficient way of reducing fire risk & improving fertility of the soils.
 Feedback from the public is very positive

3. Do you agree with the suggested following actions to manage fire risk?

- | | Y | N |
|--|-------------------------------------|--------------------------|
| • Coordinate with Fire and Emergency New Zealand to increase for public awareness | <input checked="" type="checkbox"/> | <input type="checkbox"/> |
| • Control spark hazardous activities within the park linked to fire danger levels | <input checked="" type="checkbox"/> | <input type="checkbox"/> |
| • Remove all Eucalyptus species and Gorse | <input checked="" type="checkbox"/> | <input type="checkbox"/> |
| • Underplant exotic forest areas with either broadleaf hardwoods or lower flammability species | <input checked="" type="checkbox"/> | <input type="checkbox"/> |
| • Expand existing native planted areas | <input checked="" type="checkbox"/> | <input type="checkbox"/> |
| • Start transition of other high flammability species to lower flammability species | <input checked="" type="checkbox"/> | <input type="checkbox"/> |
| • Manage farm tracks and roads to assist in reducing fire spread | <input checked="" type="checkbox"/> | <input type="checkbox"/> |

Comments:

4. What is your primary entry and exit point to the Farm Park? (Tick one entry and one exit point)

	Entry	Exit
Mountain Bike Park	<input type="checkbox"/>	<input type="checkbox"/>
Rifle Range	<input type="checkbox"/>	<input type="checkbox"/>
Quail Stream (Forest Park Drive)	<input type="checkbox"/>	<input type="checkbox"/>
Weld Street	<input type="checkbox"/>	<input type="checkbox"/>
Redwood Street	<input checked="" type="checkbox"/>	<input checked="" type="checkbox"/>
Sutherland Stream (upper Redwood Street)	<input checked="" type="checkbox"/>	<input checked="" type="checkbox"/>
Dry Hills Lane (Mapp Track)	<input type="checkbox"/>	<input type="checkbox"/>
Cob Cottage	<input type="checkbox"/>	<input type="checkbox"/>
Other (please specify): _____		

5. What improvements to existing facilities within the Farm Park do you think are necessary? (please include reasons)

- Maintaining farm tracks, esp after floods.
 - Improved pastures - improve palatability - to reduce fire risk
 - Provide water storage on the Taylor pass Road side
- Build a dam (-enlarge present dam) up Sutherland Stream. (water reservoir for fire fighting)

6. Do you think there are any additional facilities for Farm Park users that may be needed? (please include reasons)

- i) Ongoing Maintenance of internal & boundary gates
- ii) Provision of mountain bike cattlestops & ongoing maintenance of these i.e. spraying grass beneath
- iii) more drinking fountains on Mt Vernon track & cob cottage side.

7. Where do you think the focus should be for native restoration planting on the Wither Hills? (please include location and reasons)

- Location: Areas of high erosion & replacement of pines plantings
- Reasons: To reduce flammability & help conserve soil.

8. What is your view of the management priorities for invasive species (weeds and pests)?

(please include reasons)

Important to keep this up to prevent spread throughout the countryside.

Pest control reduces spread of diseases & aids increasing bird life (feral cats/stouts)

9. How important is maintaining the current landscape of the Wither Hills to you?

(please include reasons)

Important



Not very important



Reasons:

The unique character of The Wither hills
- The iconic skyline + backdrop to Blenheim
The views when walking around the hills
must be preserved.

10. Do you think there is a role for recreation concessions or hospitality services within the park?

(please include reasons)

Yes

No

Reasons:

However;
Having a coffee cart some years ago at
Rifle range car park was great - but the owner
found it financially non viable.
During high fire risk season, a hospitality service
within the park may not be viable either.

11. Do you have any other feedback on matters you would like to see addressed through the management plan review?

Regarding the proposed Mountain Bike skills area
we feel zone 2 will impact on the walkers
using the gentle Annie track.

This walking track is used mostly by families
& the elderly. We think this a bad mix

There are alternative areas that could be
used for this purpose for mountain bike skills
ie up the Taylor pass Road.

IF fenced off; this increases the fire risk
from flammable material & higher use = higher
Risk.

Marlborough District Council
15 Seymour Street
PO Box 443
Blenheim 7240
New Zealand

Phone 00 64 3 520 7400
Email mdc@marlborough.govt.nz
Website www.marlborough.govt.nz
GST No. 50-430-960



Reference number REF230464842
Submitted on 22/04/23

Wither Hills Farm Park Management Plan Review

First Name Nick
Surname Dutton
Organisation (if applicable)
Contact person (if applicable)
Postal address: [REDACTED]
Phone (daytime) [REDACTED]
Phone (mobile)
Email [REDACTED]
I agree that the above email address can be used as my service address for this submission Yes
Address for service (if different from above)

After soil conservation, what do you think are the next 2 most important objectives for managing the Farm Park into the future? (Please include reasons for your choices)

First most important Recreation
Second most important Biodiversity
Reasons The location of the farm park being so close to Blenheim means it is a key location for recreational activities as it's easily accessible. As well as recreation it is an important location for biodiversity restoration close to Blenheim.

Do you have any views on the farming activity in the Farm Park? (please include reasons) Yes

Reasons I believe the farming activity should be managed in a way that allows dog access in the future.

Do you agree with the suggested following actions to manage fire risk?

- Coordinate with Fire and Emergency New Zealand to increase for public awareness
- Control spark hazardous activities within the park linked to fire danger levels
- Remove all Eucalyptus species and Gorse
- Underplant exotic forest areas with either broadleaf hardwoods or lower flammability species
- Expand existing native planted areas
- Start transition of other high flammability species to lower flammability species
- Manage farm tracks and roads to assist in reducing fire spread


Comments

What is your primary entry and exit point to the Farm Park? (Tick one entry and one exit point)

Entry	Sutherland Stream (upper Redwood Street)
Exit	Sutherland Stream (upper Redwood Street)
What improvements to existing facilities within the Farm Park do you think are necessary? (please include reasons)	Continued extension of native plantings to eventually restore the farm park to a native forest habitat, other than amenity and wildlife reasons this could be more resistant to fire.
Do you think there are any additional facilities for Farm Park users that may be needed? (please include reasons)	Dog access to enable greater access and usage of the farm park. Even if restricted to designated areas.

Where do you think the focus should be for native restoration planting on the Wither Hills? (please include location and reasons)

Location	All over, but priority should be to extending existing area's sustainably.
Reasons	Extending existing areas gives a greater chance of long term success.
What is your view of the management priorities for invasive species (weeds and pests)? (please include reasons)	The park is currently managed well for pests and weeds as far as I can tell.
How important is maintaining the current landscape of the Wither Hills to you? (please include reasons)	Not very important
Reasons	The requirements for the park will evolve over time, so it's logical that the landscape will evolve with those demands.
Do you think there is a role for recreation concessions or hospitality services within the park? (please include reasons)	No
Reasons	It's a large community park that is close to town, it doesn't need to have commercial activity.
Do you have any other feedback on matters you would like to see addressed through the management plan review?	I'd love to see some form of dog access to the park -as I believe this would greatly enhance the usability and usage of the park itself



18 April 2023

Review of Farm Park Management Plan
Marlborough District Council
PO Box 443
Blenheim 7240

Submission REF 230 465 236

1 Farming The Farm Park

The standard of improvements on/in the Farm Park (FP) are poor for a property owned by the public for up to 79 years. Look at the Auckland Regional Farm Parks for a benchmark. It i

The objectives of early FP management plans are laudable viz: soil conservation, recreation, sustainable and economic farming.

Documents on the FP and reserves dating back to 1993 have all been long on policy and very short on procedures, implementation of policies and measurement of outcomes.

The FP is a hard piece of country to manage due to combinations of contour, aspect, soils, climate, noxious weed, location on the town boundary and public access. Fire risk is often mentioned.

Objectives 1 and 3 above plus fire mitigation are very difficult to achieve unless there is an approved **and implemented and monitored** plan for systematic improvement to the structures on the farm viz: fencing, yards, woolshed, pastures and planting. A lessee would then have a much better chance of implementing a grazing program with an appropriate stock policy to achieve the objectives. Progress would then able to be measured against the desired objectives.

There needs to be a formal management ctee established consisting of the lessee, a soil conseravotor, a recreation person (not necessarily council employee) and a farmer with experience on similar country. There are several top notch farmers in Marlborough who could be approached.

Woolshed and yards need attention/replacement. Only one set of yards on 1,100 ha makes for not very efficient stock management.

The above can be a circular argument but unless jump in and start get no-where.

2 Conservation

No bull dozing. Just buries what limited top soil there is.

3 Planting

Native are great but many are not fire resistant. Some (Kowhai, pitasporums) may rejuvenate after fire. Eucalypts do.

4 Commercial

One off events only

5 No motor bikes

E bikes must be pedal assist


6 Toilet at Redwood St highly desirable

7 Mountain Biking

The FP is great for great mountain biking (and running or walking).

Potential for an up-hill only single track in the bush on the true left of Quail Stream to the Junction and then shared pathway on upper Quail Stream. Lot less walkers on this section.

8 Apology. In haste and not well presented



Kevin Wilson





Marlborough District Council
15 Seymour Street
PO Box 443
Blenheim 7240
New Zealand

Phone 00 64 3 520 7400
Email mdc@marlborough.govt.nz
Website www.marlborough.govt.nz
GST No. 50-430-960



**MARLBOROUGH
DISTRICT COUNCIL**

Reference number REF230465383
Submitted on 23/04/23

Wither Hills Farm Park Management Plan Review

First Name Robert
Surname Auston
Organisation (if applicable)
Contact person (if applicable)
Postal address:
Phone (daytime)
Phone (mobile)
Email
I agree that the above email address can be used as my service address for this submission Yes
Address for service (if different from above)

After soil conservation, what do you think are the next 2 most important objectives for managing the Farm Park into the future? (Please include reasons for your choices)

First most important Recreation
Second most important Biodiversity
Reasons

Do you have any views on the farming activity in the Farm Park? (please include reasons) No

Reasons

Do you agree with the suggested following actions to manage fire risk?

- Underplant exotic forest areas with either broadleaf hardwoods or lower flammability species
- Expand existing native planted areas
- Start transition of other high flammability species to lower flammability species
- Manage farm tracks and roads to assist in reducing fire spread

Comments

What is your primary entry and exit point to the Farm Park? (Tick one entry and one exit point)

Entry Mountain Bike Park
Exit Mountain Bike Park

What improvements to existing facilities within the Farm Park do you think are necessary? (please include reasons)

Do you think there are any additional facilities for Farm Park users that may be needed? (please include reasons)

Where do you think the focus should be for native restoration planting on the Wither Hills? (please include location and reasons)

Location

Reasons

What is your view of the management priorities for invasive species (weeds and pests)? (please include reasons)

How important is maintaining the current landscape of the Wither Hills to you? (please include reasons) Not very important

Reasons

Do you think there is a role for recreation concessions or hospitality services within the park? (please include reasons) Yes

Reasons

If I could have lunch or a beer after a mountain bike ride with friends, I would be supported of that.

Do you have any other feedback on matters you would like to see addressed through the management plan review? e-bikes have been growing in popularity, and while they aren't inherently problematic, their use has coincided with an increase in wear and tear on park trails. The primary challenge lies with individuals who have limited biking experience and may struggle to navigate trails safely or adhere to basic guidelines, such as refraining from riding on wet terrain. The proposed skills area could serve as an educational resource for these riders, encouraging them to adopt responsible habits that protect the trails. By reducing trail maintenance costs, more funds can be allocated toward the development of new trails, enhancing the park experience for everyone.

e-bikes may enable less experienced riders to access more challenging trails, potentially leading to increased wear and tear. However, this issue is more related to the rider's skill level and education about responsible trail use rather than the e-bikes themselves.

RECEIVED
24 APR 2023
MARLBOROUGH
DISTRICT COUNCIL



MARLBOROUGH DISTRICT COUNCIL

Submission on Reviewing the Wither Hills Farm Park Management Plan

Submissions close Thursday 27 April 2023

Submitter details:

First Name:

Paul

Surname:

Millen

[Redacted]
[Redacted]
[Redacted]
[Redacted]
[Redacted]
[Redacted]

Contact details:

Phone:

[Redacted]

Phone:

[Redacted]

(Mobile)

Email:

[Redacted]

I agree that the above email address can be used as my point of contact.

Yes

No

Information contained in a submission, including the name of the submitter but not contact details, will be made publicly available. Submitters have the right to access and correct personal information.

Return Submission to:

Parks Planner
Marlborough District Council
PO Box 443
Blenheim 7240

OR

Email: witherhills.planreview@marlborough.govt.nz

1. After soil conservation, what do you think are the next two most important objectives for managing the Farm Park into the future? (Please tick and include reasons for your choices)

- Biodiversity
- Fire
- Invasive species control
- Landscape
- Recreation

Other (please state):

Reasons: The Boxing Day fire demonstrated
that fire planning, management and having
fire fighting resources are critical.
The recreational use of the Park is one of
the highest in the region

2. Do you have any views on the farming activity in the Farm Park? (please include reasons)

Yes No

Reasons:

The farming activities are key to efficiently
maintaining the park environment.
The farm animals provide a direct
experience for urban users.

3. Do you agree with the suggested following actions to manage fire risk?

- Coordinate with Fire and Emergency New Zealand to increase for public awareness Y N
- Control spark hazardous activities within the park linked to fire danger levels Y N
- Remove all Eucalyptus species and Gorse Y N
- Underplant exotic forest areas with either broadleaf hardwoods or lower flammability species Y N
- Expand existing native planted areas Y N
- Start transition of other high flammability species to lower flammability species Y N
- Manage farm tracks and roads to assist in reducing fire spread Y N

Comments:

Underplanting exotics with low flammability
species will be expensive and may
not work.
It will also impede access.
Native species will all burn if it is dry
and hot conditions.

High flammability species do not pose
a significantly greater ^{fire} risk but
are a hazard if a fire gets away.

4. What is your primary entry and exit point to the Farm Park? (Tick one entry and one exit point)

	Entry	Exit
Mountain Bike Park	<input type="checkbox"/>	<input type="checkbox"/>
Rifle Range	<input type="checkbox"/>	<input type="checkbox"/>
Quail Stream (Forest Park Drive)	<input checked="" type="checkbox"/>	<input checked="" type="checkbox"/>
Weld Street	<input type="checkbox"/>	<input type="checkbox"/>
Redwood Street	<input type="checkbox"/>	<input type="checkbox"/>
Sutherland Stream (upper Redwood Street)	<input type="checkbox"/>	<input type="checkbox"/>
Dry Hills Lane (Mapp Track)	<input type="checkbox"/>	<input type="checkbox"/>
Cob Cottage	<input type="checkbox"/>	<input type="checkbox"/>
Other (please specify):	_____	

5. What improvements to existing facilities within the Farm Park do you think are necessary? (please include reasons)

6. Do you think there are any additional facilities for Farm Park users that may be needed? (please include reasons)

7. Where do you think the focus should be for native restoration planting on the Wither Hills? (please include location and reasons)

Location: There's a lot of gullies & wet areas where
Reasons: further native planting could be undertaken. This is where the greatest success with survival & growth is possible.
Large scale native replanting on the hill slopes would be very expensive and not necessarily be successful.

8. What is your view of the management priorities for invasive species (weeds and pests)?
(please include reasons)

9. How important is maintaining the current landscape of the Wither Hills to you?
(please include reasons)

Important

Not very important

Reasons:

The character ~~and~~ of the Wither Hills includes the older exotic plantings and these should be returned

10. Do you think there is a role for recreation concessions or hospitality services within the park?
(please include reasons)

Yes

No

Reasons:

This is a valuable community recreation asset. The continuation of farming is a useful way to manage and maintain the park. ~~Other recreation~~ Commercial recreation + hospitality services could

11. Do you have any other feedback on matters you would like to see addressed through the management plan review?

Enhance user experience

NZDFI would like to offer to plant a small arboretum of the durable eucalypt species ~~that~~ ~~are~~ that are now being grown to produce naturally durable hardwood posts for Marlborough's Wine industry.

Marlborough District Council
15 Seymour Street
PO Box 443
Blenheim 7240
New Zealand

Phone 00 64 3 520 7400
Email mdc@marlborough.govt.nz
Website www.marlborough.govt.nz
GST No. 50-430-960



Reference number REF230469273
Submitted on 25/04/23

Wither Hills Farm Park Management Plan Review

First Name Ross
Surname Beech
Organisation (if applicable)
Contact person (if applicable) Ross R Beech
Postal address: [REDACTED]
Phone (daytime) [REDACTED]
Phone (mobile) [REDACTED]
Email [REDACTED]
I agree that the above email address can be used as my service address for this submission Yes
Address for service (if different from above)

After soil conservation, what do you think are the next 2 most important objectives for managing the Farm Park into the future? (Please include reasons for your choices)

First most important Biodiversity
Second most important Landscape
Reasons Biodiversity: create habitat for a wide range of species, and recreation will naturally follow
Landscape: important backdrop to the Wairau Plain and to Blenheim

Do you have any views on the farming activity in the Farm Park? (please include reasons) Yes

Reasons It is possible to successfully farm the Park in conjunction with soil conservation and recreation.
For the lessee, this is not an economic stand-alone proposition, but a lease can show reasonable reward for the lessee's investment.
MDC must accept that rental income will not cover core costs.

Do you agree with the suggested following actions to manage fire risk?

- Coordinate with Fire and Emergency New Zealand to increase for public awareness
- Control spark hazardous activities within the park linked to fire danger levels
- Underplant exotic forest areas with either broadleaf hardwoods or lower flammability species
- Expand existing native planted areas
- Start transition of other high flammability species to

	lower flammability species
Comments	Control gorse, but eucalypts are very important species for bird life and invertebrates, particularly during winter/early spring. Farm tracks/roads are of limited value in stopping fire spread, being easily jumped by fire unless extremely wide. Too-regular grading of tracks on these erodable soils would increase erosion and sedimentation.
What is your primary entry and exit point to the Farm Park? (Tick one entry and one exit point)	
Entry	Rifle Range
Exit	Dry Hills Lane (Mapp Track)
What improvements to existing facilities within the Farm Park do you think are necessary? (please include reasons)	Fencing could be better maintained and/or extended - plan more subdivision of blocks to assist pasture control. Stock waterreticulation could be upgraded/extended; better placement of water troughs would improve pasture utilisation. Both of the above would assist fire risk mitigation.
Do you think there are any additional facilities for Farm Park users that may be needed? (please include reasons)	Toilets at Redwood St carpark
Where do you think the focus should be for native restoration planting on the Wither Hills? (please include location and reasons)	
Location	
Reasons	There should be a planting plan for X plants in the ground annually, natives plus specific trees and shrubs that cope with the dry as well as feeding birds and invertebrates. Only plant in May and June.
What is your view of the management priorities for invasive species (weeds and pests)? (please include reasons)	Weeds: Prepare a 10 year weed management plan for woody weeds plus nasella and CNG Ensure that such a plan has provision for follow-up of treated areas. Consider excluding people from CNG areas during the seeding period. Remove all wilding conifers. Animal pests: Maintain control of possums and wild cats. Rabbits must also be controlled - night shooting ?
How important is maintaining the current landscape of the Wither Hills to you? (please include reasons)	Important
Reasons	Iconic significant landscape. Wonderful backdrop to Blenheim, with seasonal variation, and contrasting with the bush-clad hills on the true left of the Wairau valley.
Do you think there is a role for recreation concessions or hospitality services within the park? (please include reasons)	No
Reasons	No need for commercial activities in the park. It is a quiet and very accessible passive area with freedom to walk & bike.
Do you have any other feedback on matters you would like to see addressed through the management plan review?	Lessee and farm supervisor should follow modern dryland hill farming practices, and attend workshops/feild days in Marlborough to maintain their up-skilling.

Sub clover seed should be included in any fertiliser applications.

Previous manager [Mark Smith] successfully grazed hold-over dairy cows annually. This was very effective in controlling long grass sand reducing fire risk

Marlborough District Council
15 Seymour Street
PO Box 443
Blenheim 7240
New Zealand

Phone 00 64 3 520 7400
Email mdc@marlborough.govt.nz
Website www.marlborough.govt.nz
GST No. 50-430-960



Reference number REF230469298
Submitted on 25/04/23

Wither Hills Farm Park Management Plan Review

First Name Chris
Surname Beech
Organisation (if applicable) member Marl. Landscape Group
Contact person (if applicable) Chris Beech
Postal address: [REDACTED]
Phone (daytime) [REDACTED]
Phone (mobile) [REDACTED]
Email [REDACTED]
I agree that the above email address can be used as my service address for this submission Yes
Address for service (if different from above)

After soil conservation, what do you think are the next 2 most important objectives for managing the Farm Park into the future? (Please include reasons for your choices)

First most important Biodiversity
Second most important Recreation
Reasons If the biodiversity is enhanced, it will assist soil conservation and improve the landscape values

Do you have any views on the farming activity in the Farm Park? (please include reasons) Yes
Reasons More emphasis could be placed on cattle trading stock rather than sheep, to help mitigate the boom/bust growth cycles of pasture on these dryland hills. Cattle are better controllers of grass than breeding ewes, and therefore more useful in controlling fire risk.

Do you agree with the suggested following actions to manage fire risk?

- Coordinate with Fire and Emergency New Zealand to increase for public awareness
- Control spark hazardous activities within the park linked to fire danger levels
- Underplant exotic forest areas with either broadleaf hardwoods or lower flammability species
- Expand existing native planted areas
- Start transition of other high flammability species to lower flammability species

Comments Gorse can be removed, though note point 3.26 in the 2003 Management Plan "management to recognise the potential of some plant pest species as a nursery environment for native regeneration".

Euc species should be retained in light of their value for biodiversity, particularly bees and nectar-feeding birds - this outweighs their fire risk potential. Also, there has been a great deal of nonsense spread about eucalypts as "widow makers", resulting in over-reaction by risk-averse personnel. I am not in favour of increased grading of farm tracks as a fire-control mechanism. The slopes and dry vegetation load on the Wither Hills mean that fires move at great speed and can readily jump carriageways. Regular mowing of the strip between housing and the Farm Park would be more effective grass control than grazing; irrigation of these strips would be even better if feasible [irrigation pods?].

What is your primary entry and exit point to the Farm Park? (Tick one entry and one exit point)

Entry

Other (please specify)

Other

The circuit I most often use is around the perimeter of the Quail Stream catchment i.e up to Jane's Seat, along the ridge, down the eastern ridge of the catchment, and back to the Rifle Range carpark. This is a popular route for those wanting to avoid the high numbers of walkers on the lower Quail Stream circuit.

Exit

Rifle Range

What improvements to existing facilities within the Farm Park do you think are necessary? (please include reasons)

Where there are no styles or mountain bike cattle stops, it is essential that gates swing properly and have well-maintained latches - this reduces the potential for park users to leave gates open. Walking tracks are well maintained, but their range should be extended to include all farm vehicle tracks. All ridge lines should also be open to walkers, though as routes rather than formed tracks.

Do you think there are any additional facilities for Farm Park users that may be needed? (please include reasons)

Urgent need for a toilet facility at the redwood Street carpark. The toilet further up Sutherland Stream is not available for bikers, Mt Vernon track walkers, and Sutherland Stream dog-walkers. A basic structure such as that at the Quail Stream carpark would be quite appropriate.

The same applies to the Mountain Bike carpark.

Where do you think the focus should be for native restoration planting on the Wither Hills? (please include location and reasons)

Location

1. Mapps Gully west

Reasons

Replant the area of pines that died in recent drought, more appropriate species please.

* all plantings need follow-up weed suppression

** Be flexible with time of planting, autumn and winter rather than spring

*** focus on flax, cabbage trees, kowhai [S. prostrata and microphylla], totara, kanuka and manuka, porcupine scrub [Myrsine], coprosma spp

Location

QEII covenant

Reasons

There are great plantings in the valley floor, though not so successful in recent years. More restoration planting on the hill slopes, with initial spot spraying.

* * * and *** as above

Location

Extend plantings up all valley floors, as in Sutherland and

Reasons

Quail Streams

Systematically remove pine, silver polar and wattle species from valley floors, and replace with indigenous spp. * * * and * * * as above

What is your view of the management priorities for invasive species (weeds and pests)? (please include reasons)

Main target weeds should be gorse and broom, at the same time treating barberry, boxthorn, old mans beard and spindleberry.

With reference to my comment in Question3 re gorse as a nurse crop: would it be possible to ring fence some of the large areas of sprayed gorse, and infill with natives??

Rather than all weed control being done by contractors, the lessee could deal with outlier woody weeds during the course of general farm work.

Nassella tussock: investigate the feasibility of a second control pass during the flowering season.

Continue pest control of possums and wild cats by trapping. Rabbits are a threat to soil conservation and new plantings. Poisoning and night shooting should be possible, given that the Park is closed to the public after dark, and there are only farm working dogs allowed.

How important is maintaining the current landscape of the Wither Hills to you? (please include reasons)

Important

Reasons

The Withers are iconic and a distinctive backdrop to Blenheim and the Plains.

Appropriate planting will not adversely affect their landscape values. However, some previous conifer plantings across the slopes have a negative visual impact - the triangle planting of P.radiata in the catchment east of Quail Stream is a prime example.

Do you think there is a role for recreation concessions or hospitality services within the park? (please include reasons)

No

Reasons

Not necessary. The Park's site on Blenheim's doorstep means that there is no great distance to hospitality venues [cafes], although a coffee cart in the main carparks would be very acceptable [economically dubious].

The Park is so accessible to all levels of ability and fitness that there is no need for recreation concessions.

Information panels provide useful background to the visiting public

Do you have any other feedback on matters you would like to see addressed through the management plan review?

Dog access: There should be no change to Point 3.16 in the 2003 Plan. There is no place for either free-ranging or on-leash dogs in a working farm park, for stock health and safety reasons as well as the enjoyment and safety of other park user, and interference with farm work activities.

Forestry/Amenity planting: The Master Tree Planting Plan of 2003 provided an inspirational framework for a 20 year planting programme, which should still be implemented, using indigenous species and oaks.

Legacy school plantings should be retined where practical, and new ones encouraged.

Community engagement, Point 3.42 in the Plan: Is there scope for s 'friends of the park' concept, where volunteers could take care of plantings in different zones.

Marlborough District Council
15 Seymour Street
PO Box 443
Blenheim 7240
New Zealand

Phone 00 64 3 520 7400
Email mdc@marlborough.govt.nz
Website www.marlborough.govt.nz
GST No. 50-430-960



Reference number REF230469361
Submitted on 25/04/23

Wither Hills Farm Park Management Plan Review

First Name Gillian
 Surname Odell
 Organisation (if applicable)
 Contact person (if applicable)
 Postal address: [Redacted]
 Phone (daytime) [Redacted]
 Phone (mobile) [Redacted]
 Email [Redacted]
 I agree that the above email address can be used as my service address for this submission Yes
 Address for service (if different from above)

After soil conservation, what do you think are the next 2 most important objectives for managing the Farm Park into the future? (Please include reasons for your choices)

First most important Recreation
 Second most important Fire
 Reasons The park is an amazing resource for recreation for the people of Blenheim and surrounds

Do you have any views on the farming activity in the Farm Park? (please include reasons) Yes

Reasons I am happy for farming activities to proceed within the farm park but not to the detriment of recreational users.

- Do you agree with the suggested following actions to manage fire risk?
- Coordinate with Fire and Emergency New Zealand to increase for public awareness
 - Control spark hazardous activities within the park linked to fire danger levels
 - Remove all Eucalyptus species and Gorse
 - Underplant exotic forest areas with either broadleaf hardwoods or lower flammability species
 - Expand existing native planted areas
 - Start transition of other high flammability species to lower flammability species
 - Manage farm tracks and roads to assist in reducing fire spread

Comments All of the above are likely to further protect the park and recreational users from fire

What is your primary entry and exit point to the Farm Park? (Tick one entry and one exit point)

Entry	Mountain Bike Park
Exit	Mountain Bike Park
What improvements to existing facilities within the Farm Park do you think are necessary? (please include reasons)	Current facilities are acceptable
Do you think there are any additional facilities for Farm Park users that may be needed? (please include reasons)	Yes, access for ON LEASH dog walking

Where do you think the focus should be for native restoration planting on the Wither Hills? (please include location and reasons)

Location	
Reasons	Any high erosion areas
What is your view of the management priorities for invasive species (weeds and pests)? (please include reasons)	Happy with the proposals

How important is maintaining the current landscape of the Wither Hills to you? (please include reasons)	Important
--	-----------

Reasons	
Do you think there is a role for recreation concessions or hospitality services within the park? (please include reasons)	Yes

Reasons	A cafe/mobile coffee cart would be a great idea especially near to lower slope walking and mtb tracks
Do you have any other feedback on matters you would like to see addressed through the management plan review?	Yes, I would like to see access for dog walking on leash. The Mt Vernon Farm Park in Christchurch has allowed dogs on lead for many years without adverse events. Christchurch is a city off over 300,000 surely a town the size of Blenheim could offer this? Maybe a trial period could be attempted similar to access to the town centre? This would provide considerably more option for dog walking in a town that is decidedly dog 'unfriendly' in terms of exercise opportunities.

Marlborough District Council
Po Box 443
Blenheim 7240

Review – Management Plan – Wither Hills Farm Park (“Park”)

Discussion Document – Request for Feed back from Citizens

Dear Sir /Madam

A. Introduction

Thank you for the opportunity to respond to Council on this very important area. If the Sounds is the Jewel in the Crown of Marlborough then the Park in my view is a very important supporting diamond!

When based in the Sounds I enjoyed the occasional walk in the hills over the decades. However since taking up permanent residence in Blenheim some six years ago my enjoyment of the Park and my appreciation of its great importance to the Citizens of Blenheim and Marlborough generally has grown immensely.

Accordingly I read the discussion document (DD) with much interest and not a little concern. I note this is but an introductory step to the preparation of a detailed plan, which will be circulated for formal submissions later this year. I will attempt to keep my comments brief.

In overview I found the DD lacking in information to properly answer some of the quite leading questions. As appropriate I have indicated areas where citizens need to be better informed to properly answer such often wide-ranging questions.

As far as I could ascertain no map or area description by type or activity (eg farm land area walking track lengths etc) was given re the Park. That seems an unfortunate oversight. I note also the lack of revenue figures currently garnered from existing commercial operations in the Park, I respectfully suggest should be corrected in the next submission round.

B. Purpose and Objectives of the Revised Plan

Purpose: The DD at page two states the purpose of the Park as identified 20 years ago was soil conservation and recreation. I **strongly support** that remains as the stated Purpose going forward.

However the narrative of the DD implies - at least to me - that as the original intention when acquiring the Park nearly 80 years was soil conservation that may in fact trump recreation. If this is the legal position then the Councils review I submit should take steps to identify the legal process by which recreation can sit along side soil conservation as an equal part of the Purpose.

C. Primary Objectives

The DD states the primary objectives are currently Soil Conservation and Recreation. Again I **strongly support** these two areas as the Primary Objectives of any revised Park management plan.

However I note question one of the separate suggested "submission form" quarantines soil conservation as untouchable but then suggests that other suggested objectives could trump recreation. I **strongly oppose** such an outcome.

If forced to choose a third objective I would choose "*controlling invasive pest species*".

D. Views on Farming Activities in the Park

So long as areas currently been grazed (eg eroding slopes, gullies etc) can be taken out of the legal arrangements giving access for farming without fuss and as a matter of legal fact then I am reasonably comfortable with the current grazing activities. When using the walking tracks it often provides an express visual as to why we as a country need to control discharges from the intensive grazing of sheep and cattle.

I stress the legal access arrangements need to be suitably flexible (eg regular reviews) to allow the Purpose and Primary objectives of the Plan to be achieved.

E. Fire risk and afforestation linkages

I felt the DD was lacking in that there was no narrative as to the origins of previous fires in the Park and the fuel types that had, in fact, enhanced the spread of fire.

However, some of the questions hint that certain tree species (Eucalyptus, Acacia) be removed due to fire risks. In fact as I recall the primary source of fuel and optimal spread factors **are the extensive pasture areas**. There are no prompts, questions or narrative around this area of historical and proven fire risk. It is thus difficult to comment further on the best vegetation cover to mitigate fire risk in the absence of basic historical information around previous fires. This should I submit be corrected in the next round.

The singling out of certain tree species in this context also requires further comment.

Whilst much of the older Acacia plantings are indeed collapsing there is no visible evidence that this is happening to the vivid flowering Eucalyptus species. Rather it is clear that they are important feed sources for indigenous bird species such as tuis and bellbirds. It would be a most unfortunate outcome if these species were abruptly removed from the Park to the detriment of the indigenous bird species for which so much effort has gone into bringing back. With all due respect the Council needs to tread with care here and avoid ideologically driven "knee jerks".

F. Additional Facilities

More clearly marked walking trails.

Perhaps an additional toilet or two on the likes of the Mt Vernon walk.

G. Indigenous Plantings

As noted in section D above the Parks existing pasture only gullies and eroding slopes are obvious targets for indigenous afforestation efforts. I **strongly support** the same.

I respectfully suggest that the much respected and long-standing Tanes Tree Trust be consulted as to the how's and where of an indigenous tree species focused "re-wilding" effort.

Such afforestation or re-wilding efforts will I submit assist soil conservation efforts and increase the possibility of sustainable indigenous biodiversity in the Park.

H. Control of invasive Exotic Flora and Fauna

I **strongly support** an increased and sustained effort on reducing or removing invasive exotic plant species and Fauna.

I note the concern raised in the DD that increased recreation use is a source of tension for these efforts. I suggest more use be made of the times when the Park is closed to the public due to fire risk. If that does not suit then consideration be given to excluding the public from designated areas for poisoning and shooting operations.

Preventing the likes of the swarms of rabbits as are now established on the edges of vineyards and the Taylor River reserve is the sort of biodiversity and soil conservation risk to the Park that needs to be thoroughly controlled.

Funding for these (and other indigenous biodiversity improvement measures) can be generated, in part at least, from carbon credit compliant indigenous plantings.

To be clear I **do not support** the introduction of domestic dogs into the Park environs.


I trust the above assists.

If there is to be a public hearing on these submissions I am willing to appear and speak in support of and discuss my submission.

Yours Sincerely



Andrew Caddie



26 April 2023

Andrew Caddie

From: [REDACTED]
Subject: [Whither Hills Estate Review](#)
Date: Sunday, 30 April 2023 5:56:49 p.m.
Attachments: [CCF25042023_00000.pdf](#)
Importance: High

EXTERNAL EMAIL: Do not click any links or open any attachments unless you trust the sender and know the content is safe.

Dear Sir/Madam

I note that the submission deadline for the above has been extended.

Upon reflection this allows me to make a couple of extra points supplementing and illustrating points made in my earlier submission (see below for ease of reference).

a. Afforestation or Rewilding efforts

The photo below is taken from the ridge line around the "water tank" and above the Rotary Shelter in the Park. It illustrates erosion prone areas and gullies suitable for soil conservation efforts via indigenous plantings.



b. Think through removal of existing afforested areas carefully.

This area is off the Gentle Annie track down to the Rifle range car park.

The collapsing Acacia plantings here have been removed. However note the abundance of "fuel" left behind. I suggest that if fire risk control was the driver for removal then this initiative has failed.



Please acknowledge receipt of this addendum to my original submission dated 26 April 2023.

Regards
Andrew

Andrew Caddie
[REDACTED]

Begin forwarded message:

From: Andrew Caddie [REDACTED]
Subject: Submission - Reviewing the Whither Hills Farm Park Management Plan
Date: 25 April 2023 10:17:31 PM NZST
To: witherhills.planreview@marlborough.govt.nz
Bcc: Andrew Caddie [REDACTED]

Dear Sir /Madam

I attach my submission in respect of the above.

Please acknowledge receipt.

Regards
Andrew

[REDACTED]

Marlborough District Council
15 Seymour Street
PO Box 443
Blenheim 7240
New Zealand

Phone 00 64 3 520 7400
Email mdc@marlborough.govt.nz
Website www.marlborough.govt.nz
GST No. 50-430-960



Reference number REF230471670
Submitted on 26/04/23

Wither Hills Farm Park Management Plan Review

First Name Fred
 Surname de Zwart
 Organisation (if applicable)
 Contact person (if applicable)
 Postal address: [Redacted]
 Phone (daytime) [Redacted]
 Phone (mobile)
 Email [Redacted]
 I agree that the above email address can be used as my service address for this submission Yes
 Address for service (if different from above)

After soil conservation, what do you think are the next 2 most important objectives for managing the Farm Park into the future? (Please include reasons for your choices)

First most important Recreation
 Second most important Biodiversity
 Reasons The Farm Park is a great place for the people of Blenheim to walk, run, play, etc. If Recreation and Biodiversity are the main objectives, the others listed (eg, fire control) are automatically considered. Recreation will also encourage more participation from users, increasing the feeling of ownership and responsibility

Do you have any views on the farming activity in the Farm Park? (please include reasons) Yes
 Reasons

It isn't pleasant walking, biking or running through sheep and cow poo!
 Seriously though, animals farmed on the flatter land seems ok, but I don't see it as sustainable in the higher/steeper slopes, especially with increased access, and if the native plantings are increased.

Do you agree with the suggested following actions to manage fire risk?

- Coordinate with Fire and Emergency New Zealand to increase for public awareness
- Control spark hazardous activities within the park linked to fire danger levels
- Remove all Eucalyptus species and Gorse
- Underplant exotic forest areas with either broadleaf hardwoods or lower flammability species
- Expand existing native planted areas

- Start transition of other high flammability species to lower flammability species
- Manage farm tracks and roads to assist in reducing fire spread

Comments

I was under the impression that gorse and some other species can shelter young plants, so removal should be considered with that in mind. That said, I'm not an ecologist

What is your primary entry and exit point to the Farm Park? (Tick one entry and one exit point)

Entry

Rifle Range

Exit

Rifle Range

What improvements to existing facilities within the Farm Park do you think are necessary? (please include reasons)

The play area: this needs a sun shade

Rifle range: a pretreated traffic management plan for large gatherings (eg, walk in the park in the dark, school cross countries). Currently over flow parking on surrounding streets becomes very dangerous)

The pump track - I'd love to see a separate area where young kids (under 7 years) can play. When the older (over 12) kids are there, it can be very dangerous for the little kids, and their parents take them away
Is like to see some thing done about the rubbish as well - some clear signage ("you carried it hear, you can carry it out" might work, possibly with some cameras. Not sure what the answer is

Do you think there are any additional facilities for Farm Park users that may be needed? (please include reasons)

Rifle range entry: a sheltered waiting area would be great here

Where do you think the focus should be for native restoration planting on the Wither Hills? (please include location and reasons)

Location

Everywhere!

Reasons

But to start with, in sheltered areas, so that the young plants have the best chance at survivable

What is your view of the management priorities for invasive species (weeds and pests)? (please include reasons)

I'm not an expert here, but I know it is impotent to manage pests to give young plantings and native birds, etc, the best chance. I trust the experts

How important is maintaining the current landscape of the Wither Hills to you? (please include reasons)

Not very important

Reasons

The hills will change as plantings are done, and tracks are added or changed. Changing the grazing will change things as well, so the landscape will change.

Do you think there is a role for recreation concessions or hospitality services within the park? (please include reasons)

No

Reasons

Very small scale commercial scale activity occurs at the moment, and I'm happy with that. Any large scale activity (commercial or not) should only occur with approval, to ensure that there isn't over lap, and parking, etc, is considered.

Hospitality at the edge of the park would be great, but I don't see any benefit for hospitality inside the park

Do you have any other feedback on matters you would like to see addressed through the management plan review?

Garry Neill

From: [REDACTED]
Subject: [Witherhills Planreview](#)
Date: CM: Submission ,Wither Hills
Wednesday, 26 April 2023 3:46:21 p.m.

EXTERNAL EMAIL: Do not click any links or open any attachments unless you trust the sender and know the content is safe.

If one additional pine tree is planted anywhere it has to be considered environmental carnage.

All I wish to say is don't plant pine trees, not anywhere in Marlborough. They are now New Zealand's worst weed ever.

If you disagree then you have not been looking.

Regards
Garry Neill.

[REDACTED]



MARLBOROUGH DISTRICT COUNCIL

Submission on Reviewing the Wither Hills Farm Park Management Plan

Submissions close Thursday 27 April 2023

Submitter details:

First Name: Helen

Surname: Ballinger

Organisation (if applicable): _____

Postal Address: _____

Contact details:

Phone: _____ (Daytime) Phone: _____ (Mobile)

Email: _____

I agree that the above email address can be used as my point of contact. Yes No

Information contained in a submission, including the name of the submitter but not contact details, will be made publicly available. Submitters have the right to access and correct personal information.

Return Submission to:

Parks Planner
Marlborough District Council
PO Box 443
Blenheim 7240

OR

Email: witherhills.planreview@marlborough.govt.nz

1. After soil conservation, what do you think are the next two most important objectives for managing the Farm Park into the future? (Please tick and include reasons for your choices)

- Biodiversity
- Fire
- Invasive species control
- Landscape
- Recreation
- Other (please state):

Reasons: The 20 year master tree planting plan should be actioned (oaks & indigenous spp). Follow guidelines: Pinus plantings discontinued, & pine seedlings removed, along with silver poplar & acacia. Eucalyptus to remain for their role in biodiversity and food source for birds.

2. Do you have any views on the farming activity in the Farm Park? (please include reasons)

Yes No

Reasons:

Managers of farming activity could benefit from attendance to field days and workshops on dryland farming in Marlborough.

3. Do you agree with the suggested following actions to manage fire risk?

- | | Y | N |
|--|-------------------------------------|-------------------------------------|
| • Coordinate with Fire and Emergency New Zealand to increase for public awareness | <input checked="" type="checkbox"/> | <input type="checkbox"/> |
| • Control spark hazardous activities within the park linked to fire danger levels | <input checked="" type="checkbox"/> | <input type="checkbox"/> |
| • Remove all Eucalyptus species and Gorse | <input type="checkbox"/> | <input checked="" type="checkbox"/> |
| • Underplant exotic forest areas with either broadleaf hardwoods or lower flammability species | <input checked="" type="checkbox"/> | <input type="checkbox"/> |
| • Expand existing native planted areas | <input checked="" type="checkbox"/> | <input type="checkbox"/> |
| • Start transition of other high flammability species to lower flammability species | <input checked="" type="checkbox"/> | <input type="checkbox"/> |
| • Manage farm tracks and roads to assist in reducing fire spread | <input checked="" type="checkbox"/> | <input type="checkbox"/> |

Comments:

Retention of eucalyptus for biodiversity reasons as above.
Retention of gorse for a nursery environment for native regeneration in controlled areas.

4. What is your primary entry and exit point to the Farm Park? (Tick one entry and one exit point)

	Entry	Exit
Mountain Bike Park	<input type="checkbox"/>	<input type="checkbox"/>
Rifle Range	<input checked="" type="checkbox"/>	<input checked="" type="checkbox"/>
Quail Stream (Forest Park Drive)	<input type="checkbox"/>	<input type="checkbox"/>
Weld Street	<input type="checkbox"/>	<input type="checkbox"/>
Redwood Street	<input type="checkbox"/>	<input type="checkbox"/>
Sutherland Stream (upper Redwood Street)	<input type="checkbox"/>	<input type="checkbox"/>
Dry Hills Lane (Mapp Track)	<input type="checkbox"/>	<input type="checkbox"/>
Cob Cottage	<input type="checkbox"/>	<input type="checkbox"/>
Other (please specify): _____		

5. What improvements to existing facilities within the Farm Park do you think are necessary? (please include reasons)

Drinking water availability where possible

6. Do you think there are any additional facilities for Farm Park users that may be needed? (please include reasons)

7. Where do you think the focus should be for native restoration planting on the Wither Hills? (please include location and reasons)

Location: *Lowland flats, valley floor & lower flanks*

Reasons: *& gullies.*

These are most favourable areas for planting where success is most likely. Where possible gully & slip areas for erosion control. Lower planting ensures retention of the distinctive backdrop of the hills.

8. What is your view of the management priorities for invasive species (weeds and pests)?
(please include reasons)

Where possible the lessee could deal with the outlier woody weeds, during the course of farm work. A weed control plan to reduce the reliance on contractors would be beneficial. Possible use of volunteers as 'friends of the park' for weed control post planting.

9. How important is maintaining the current landscape of the Wither Hills to you?
(please include reasons)

Important

Not very important

Reasons:

The Wither Hills are a distinctive landscape backdrop to Blenheim and the wider area. This needs to be maintained while allowing for ongoing management of soil by further planting of native species as per 20 year planting plan. This will support recreation activities & enhance biodiversity & aesthetic values.

10. Do you think there is a role for recreation concessions or hospitality services within the park?
(please include reasons)

Yes

No

Reasons:

I think there could be hospitality services provided in key areas such as high use areas, if feasible.

11. Do you have any other feedback on matters you would like to see addressed through the management plan review?

Marlborough District Council
15 Seymour Street
PO Box 443
Blenheim 7240
New Zealand

Phone 00 64 3 520 7400
Email mdc@marlborough.govt.nz
Website www.marlborough.govt.nz
GST No. 50-430-960



Reference number REF230472354
Submitted on 26/04/23

Wither Hills Farm Park Management Plan Review

First Name Stephen
 Surname Vallance
 Organisation (if applicable)
 Contact person (if applicable) Stephen Vallance
 Postal address: [Redacted]
 Phone (daytime) [Redacted]
 Phone (mobile) [Redacted]
 Email [Redacted]
 I agree that the above email address can be used as my service address for this submission Yes
 Address for service (if different from above)

After soil conservation, what do you think are the next 2 most important objectives for managing the Farm Park into the future? (Please include reasons for your choices)

First most important Fire
 Second most important Recreation
 Reasons All are important but important to keep known fire risk limited. For recreation the park is invaluable to the health of our community. It has increasing use and this must be kept safe and ensure that potential for erosion from use is minimised

Do you have any views on the farming activity in the Farm Park? (please include reasons) Yes
 Reasons The presence of cattle and sheep are critical in keeping grass grazed and thus reduce the fire risk. Before the 2000 Boxing Day fire the "tag" on the hills was very long and dry and those of us walking the hills at that time were conscious that it was a major risk.

Do you agree with the suggested following actions to manage fire risk?

- Coordinate with Fire and Emergency New Zealand to increase for public awareness
- Control spark hazardous activities within the park linked to fire danger levels
- Remove all Eucalyptus species and Gorse
- Underplant exotic forest areas with either broadleaf hardwoods or lower flammability species
- Expand existing native planted areas
- Start transition of other high flammability species to lower flammability species

- Manage farm tracks and roads to assist in reducing fire spread

Comments

Very comfortable with all reasonable efforts to reduce fire risk

What is your primary entry and exit point to the Farm Park? (Tick one entry and one exit point)

Entry

Redwood Street

Exit

Redwood Street

What improvements to existing facilities within the Farm Park do you think are necessary? (please include reasons)

Do you think there are any additional facilities for Farm Park users that may be needed? (please include reasons)

Toilet facilities at the Redwood Street Car Park would be used providing not too expensive to install.

Where do you think the focus should be for native restoration planting on the Wither Hills? (please include location and reasons)

Location

Along the Sutherland and Quail Streams. Also along the Covenant track above the Sutherland Stream picnic area where the Kanuka Wood used to be.

Reasons

I miss the old wood and it used to give good shade to those walking that track. Also not an area of significantly useful pasture for stock, I think.

What is your view of the management priorities for invasive species (weeds and pests)? (please include reasons)

All reasonable efforts to control these appropriate. Chilean Needle Grass is potentially dangerous to stock (Barley Grass is bad enough). Rabbits etc are an ongoing cause of erosion.

How important is maintaining the current landscape of the Wither Hills to you? (please include reasons)

Important

Reasons

They make a very attractive backdrop to the town. One of the joys of walking is the environment in which one walks or tramps. This should be maintained.

Do you think there is a role for recreation concessions or hospitality services within the park? (please include reasons)

Yes

Reasons

The increasing use especially of the Rifle Range Car Park does lend itself to a coffee cart. After an hour or 2 on the hill a cup of coffee can be much appreciated.

Do you have any other feedback on matters you would like to see addressed through the management plan review?

Upload files here

Wither Hills Farm Park Management Plan

27th April 2023

For more information please contact:

Hana Wilkinson

Health in All Policies Advisor

Nelson Marlborough Public Health

Te Waipounamu Region

National Public Health Service, Nelson Marlborough - Te Whatu Ora (NPHS-NM) is a key organisation involved in the health and wellbeing of the people within Te Tau Ihu. NPHS-NM appreciates the opportunity to provide feedback from a public health perspective on MDCs Wither Hills Farm Park Management Plan.

Specific Comments

Mana whenua involvement:

NPHS-NM are pleased to hear that iwi are involved in this review. NPHS-NM support and encourage this to continue in a way that upholds the needs and aspirations of hapū, iwi and whānau under Te Tiriti o Waitangi.

Do you have any other feedback on matters you would like to see addressed through the management plan review?

Yes. NPHS-NM would like to see wellbeing included in the plan and recommend MDC consider the following:

Adopt an inclusive design approach:

NPHS-NM supports the ongoing objective to 'Enable and promote use and accessibility to the Wither Hills Farm Park for all users wherever practical' as this ensures people of all abilities can access and enjoy the park. NPHS-NM supports MDCs inclusion of access for disabled persons,

including wheelchair and mobility devices through the park. NPHS-NM noted in the original plan under Buildings, Structures and Facilities that building, and structure design should, wherever possible provide for the needs of people with disabilities (page 29). For this reason, NPHS-NM recommends MDC adopt an inclusive design approach¹ when designing new facilities and buildings to ensure the facilities are physically accessible for people of all abilities. NPHS-NM noted the seats next to the playground do not have a backrest or handrails and therefore, will not meet the needs of older people and disabled people with reduced leg strength. NPHS-NM recommends including the following standard when providing seating at key areas in the park where people may want to sit. For design standards see NZS 4121:2001 13.5.2 Seating in pedestrian areas¹.

- 1) Orientate seating for parents/caregivers to supervise children during play;
- 2) Have both arm and back support for those with limited strength to lower themselves down or push up from a seated position;
- 3) Allow space with a firm surface to the side of the seating that would allow for a wheelchair/mobility scooter/child stroller to sit alongside the seating instead of in front. If the seating is on grass, the seat and side area ideally are situated on a concrete pad;
- 4) Seating is level with the footpath and/or adjacent ground surface

NPHS-NM recommends MDC review Auckland City Council report by Be. Accessible who outlined some of the key principles to be considered when designing or upgrading parks to best meet the needs of diverse communities².

Introduce smokefree and vapefree signage in the park:

Reducing the prevalence of smoking and de-normalising smoking behaviour is one way the Council can improve the health and wellbeing of Marlborough communities. Cigarette butts are potential sources of heavy metal environmental contamination and have the potential to cause acute and chronic harm to various organisms³. Furthermore, restrictions in outdoor smoking can reduce fire risk. For these reasons, NPHS-NM recommends that MDC work in partnership with NPHS-NM to install smokefree and vapefree signage in the park.

¹ [NZS 4121:2001 :: Standards New Zealand](#)

² Accessible, B. (n.d.). Puketāpapa Local Board Best practice accessibility in Parks. <https://www.aucklandcouncil.govt.nz/about-auckland-council/how-auckland-council-works/local-boards/all-local-boards/puketapapa-local-board/Documents/accessibility-parks-assessment.pdf>

³ Slaughter, E. Gersbery, R., Watanabe, K., (2011) Toxicity of cigarette butts, and their chemical components, to marine and freshwater fish. Tobacco Control, 2011 May 20 <https://www.ncbi.nlm.nih.gov/pmc/articles/PMC3088407/>

Increase the availability of sunshade:

Marlborough is one of the sunniest regions in the country, therefore NPHS-NM encourages MDC to include sunshade in any play equipment areas and the associated seating area. The provision of drinking fountains in the vicinity providing free easily accessible water in public places is also important. Adequate hydration and shade are important especially in the warmer months. NPHS-NM recommend MDC consider planting more trees around the playground and pump track grass area to provide natural shading. NPHS-NM recommend MDC consider installing a temporary shade sale by the playground area until the surrounding trees are big enough to provide adequate shade.

Engagement, education and wellbeing:

NPHS-NM recommends MDC continue to engage with youth to attain what matters most to them in their engagement with the Wither Hills Farm Park and consider opportunities to co-design projects with them. Research has shown that when youth form emotional connections with nature, they have the potential to leverage deep societal change toward respect and care for nature⁴.

NPHS-NM noted in the original plan, the public expectation to recognise and adopt the 'New Zealand Environment Care Code' (page 22). NPHS-NM recommends MDC consider how well this is understood by the public who visit Wither Hills and if there is opportunity in the new plan to enhance this understanding.

NPHS-NM noted Education and Interpretation was highlighted in the original plan (page 22) and was identified as being desired by the public, through surveys (page 23). NPHS-NM recommends MDC consider how education and interpretation could be enhanced in the updated plan, to support the public's understanding of the important purpose of Wither Hills, as a soil and water conservation reserve.

Ecological restoration linked to wellbeing:

NPHS-NM supports the ongoing effort into the restoration of valley floor and wetland habitats within the park. Ecological restoration programs have the potential to enhance wellbeing if designed in ways that intentionally enable health and wellbeing benefits through access to fresh

⁴ Chawla, L. (2020). Childhood nature connection and constructive hope: A review of research on connecting with nature and coping with environmental loss. *People and Nature*, 2(3).
<https://besjournals.onlinelibrary.wiley.com/doi/full/10.1002/pan3.10128>

air, space to move, engagement with nature, and opportunities for genuine social connection, sense of achievement and optimism for the future⁵. NPHS-NM recommends MDC consider how, through this plan, the restoration programs at Wither Hills could support and enhance community wellbeing. A recent global study found that 60% of youth and young adults said they were very or extremely worried about climate change. This distress was associated with beliefs about inadequate governmental response and feelings of betrayal⁶. NPHS-NM recommend MDC consider opportunities for youth and their whānau (families) to engage intergenerationally in projects that support climate mitigation activities at Wither Hills. Engagement in such activities may improve their sense of hope for the future.

Other:

NPHS-NM recommend MDC consider the following additional points:

- Include charging points for electric bikes.
- Further extend the fitness circuit at Rifle Range carpark.
- Provision of toilets at the MTB Park carpark & Redwood St carpark.
- Appropriate commercial recreation concessions (that do not impede public access and enjoyment).
- Hospitality services such as food and refreshments.

Conclusion

NPHS-NM thanks MDC for the opportunity to comment on Wither Hills Farm Park Management Plan.

Ngā mihi,



Vince Barry

Regional Director Public Health Te Waipounamu
National Public Health Service

⁵ Pauline Marsh, Stuart Auckland, Todd Dudley, Dave Kendal, Emily Flies. (2023). A mountain of health benefits? Impacts of ecological restoration activities on human wellbeing. *Wellbeing, Space & Society*, 4. <https://doi.org/10.1016/j.wss.2023.100132>

⁶ Caroline Hickman, Elizabeth Marks, Panu Pihkala, Susan Clayton, Eric Lewandowski, Elouise E Mayall. (2021). Climate anxiety in children and young people and their beliefs about government responses to climate change: a global survey. *The Lancet Planetary Health*, 5(12). [https://doi.org/10.1016/S2542-5196\(21\)00278-3](https://doi.org/10.1016/S2542-5196(21)00278-3)



¹ Universal design is the design of buildings, products or environments to make them accessible to people, regardless of age, disability or other factors.



Marlborough District Council
15 Seymour Street
PO Box 443
Blenheim 7240
New Zealand

Phone 00 64 3 520 7400
Email mdc@marlborough.govt.nz
Website www.marlborough.govt.nz
GST No. 50-430-960



Reference number REF230474328
Submitted on 27/04/23

Wither Hills Farm Park Management Plan Review

First Name Cristy
Surname Cameron
Organisation (if applicable)
Contact person (if applicable)
Postal address:
Phone (daytime)
Phone (mobile)
Email
I agree that the above email address can be used as my service address for this submission Yes
Address for service (if different from above)

After soil conservation, what do you think are the next 2 most important objectives for managing the Farm Park into the future? (Please include reasons for your choices)

First most important Recreation
Second most important Fire
Reasons We live next to the park and use it for biking and walking so recreation is a priority for us. Also living next door to the farm means fire (protection/prevention) is a priority for us.

Do you have any views on the farming activity in the Farm Park? (please include reasons) Yes

Reasons I think it is great. We love seeing the sheep and cows, and I assume the farming activity makes a profit which may be reinvested into Wither Hills developments(?). I also discovered from reading the info on this submission that their poo helps improve the soil quality of the farm, brilliant. The cows do sometimes try to eat my small feijoa tree but I won't hold that against them.

Do you agree with the suggested following actions to manage fire risk?

- Coordinate with Fire and Emergency New Zealand to increase for public awareness
- Remove all Eucalyptus species and Gorse
- Underplant exotic forest areas with either broadleaf hardwoods or lower flammability species
- Expand existing native planted areas
- Start transition of other high flammability species to lower flammability species
- Manage farm tracks and roads to assist in reducing fire spread

Comments	Not sure what spark hazardous activities are so haven't selected that one.
What is your primary entry and exit point to the Farm Park? (Tick one entry and one exit point)	
Entry	Other (please specify)
Other	Grigg Drive
Exit	Other (please specify)
Other	Grigg Drive
What improvements to existing facilities within the Farm Park do you think are necessary? (please include reasons)	Glad to see the bike park development is progressing. Occassionally after heavy rain the damage to the MB tracks has taken some time to fix, but I understand as a trust the MB group may have limited resources to complete this quickly. Bigger playground at Rifle Range entrance - that's just for selfish reasons
Do you think there are any additional facilities for Farm Park users that may be needed? (please include reasons)	I would support development of a cafe in the area off Rifle Range entrance. There is nothing like that in this part of Blenheim and I think it would be well supported by locals. I appreciate those who live next door probably don't want to look out at this, but could be sufficiently away from the road and planted around to improve obstruction of view.
Where do you think the focus should be for native restoration planting on the Wither Hills? (please include location and reasons)	
Location	Don't know enough about this to comment.
Reasons	
What is your view of the management priorities for invasive species (weeds and pests)? (please include reasons)	Support it. Would like to know what, if any, plan is for management/eradication of wasps, we have large numbers of both paper and german wasps in our property and I assume a lot of them come from the forest. Also have noticed more magpies this year than last (only 3-4) and an absence of the quails that we used to see (could be result of magpies, or local cats, not sure).
How important is maintaining the current landscape of the Wither Hills to you? (please include reasons)	Important
Reasons	We live next to the farm and the outlook is one of the best things about our home. Also, I see it as a huge asset to the people of Blenheim in terms of recreation, and for locals and tourists alike, a quick 20 minute walk up the hill gives you an amazing view, on a clear day you can see for miles and it is quite breath-taking.
Do you think there is a role for recreation concessions or hospitality services within the park? (please include reasons)	Yes
Reasons	Yes, see my comments re cafe as above. Not sure what recreation concessions are though.
Do you have any other feedback on matters you would like to see addressed through the management plan review?	Wonderful asset for Blenheim. Please continue to manage and protect it.
Upload files here	

Marlborough District Council
15 Seymour Street
PO Box 443
Blenheim 7240
New Zealand

Phone 00 64 3 520 7400
Email mdc@marlborough.govt.nz
Website www.marlborough.govt.nz
GST No. 50-430-960



**MARLBOROUGH
DISTRICT COUNCIL**

Reference number REF230475369
Submitted on 27/04/23

Wither Hills Farm Park Management Plan Review

First Name Carol
Surname Lodge
Organisation (if applicable)
Contact person (if applicable) Carol Lodge
Postal address:
Phone (daytime)
Phone (mobile)
Email
I agree that the above email address can be used as my service address for this submission Yes
Address for service (if different from above)

After soil conservation, what do you think are the next 2 most important objectives for managing the Farm Park into the future? (Please include reasons for your choices)

First most important Invasive species control
Second most important Recreation
Reasons Once an invasive species gets out of control it requires much greater resources than prevention. As a recreational area it is difficult to put a dollar value on it as well as the emotional value. People LOVE these hills.

Do you have any views on the farming activity in the Farm Park? (please include reasons) Yes
Reasons The farming of the land must create funds that contribute towards park maintenance. Park users especially children have the opportunity to see animals being farmed and cared for.

Do you agree with the suggested following actions to manage fire risk?

- Coordinate with Fire and Emergency New Zealand to increase for public awareness
- Control spark hazardous activities within the park linked to fire danger levels
- Remove all Eucalyptus species and Gorse
- Underplant exotic forest areas with either broadleaf hardwoods or lower flammability species
- Expand existing native planted areas
- Start transition of other high flammability species to lower flammability species
- Manage farm tracks and roads to assist in reducing fire spread

Comments

What is your primary entry and exit point to the Farm Park? (Tick one entry and one exit point)

Entry

Quail Stream (Forest Park Drive)

Exit

Quail Stream (Forest Park Drive)

What improvements to existing facilities within the Farm Park do you think are necessary? (please include reasons)

As newcomers to Blenheim the signage is excellent as are the tracks.

Do you think there are any additional facilities for Farm Park users that may be needed? (please include reasons)

Being familiar with the Redwoods in Rotorua I can see that a "Container Cafe" type facility would be very popular with the mountain biking fraternity and would not unduly affect local businesses.

Where do you think the focus should be for native restoration planting on the Wither Hills? (please include location and reasons)

Location

Not an expert but probably in areas previously damaged by fire or where there is a possibility of slips.

Reasons

Logical

What is your view of the management priorities for invasive species (weeds and pests)? (please include reasons)

Anything that is highly spreadable either by humans, animals or wind and has the potential to disrupt farming activities beyond the immediate area of the Wither Hills has to be prioritised whether by hand or chemically controlled. Animals such as possums or wallabies either by trapping or shooting.

How important is maintaining the current landscape of the Wither Hills to you? (please include reasons)

Important

Reasons

The Wither Hills are Marlborough and should not be used for carbon credit purposes or as an income stream by planting exotics such as radiata pines.

Do you think there is a role for recreation concessions or hospitality services within the park? (please include reasons)

Yes

Reasons

See above re cafe and bike hire.

Do you have any other feedback on matters you would like to see addressed through the management plan review?

No


Upload files here



MARLBOROUGH DISTRICT COUNCIL

Submission on Reviewing the Wither Hills Farm Park Management Plan

Submissions close Thursday 27 April 2023



Submitter details:

First Name: LAUREL

Surname: ROCKLIFF

Organisation (if applicable): _____

Postal Address: 45a Pitchill St.

Mayfield

Blenheim

Contact details:

Phone: 5777 510 (Daytime) Phone: 0211 699 297 (Mobile)

Email: lollyrock47@gmail.com

I agree that the above email address can be used as my point of contact. Yes No

Information contained in a submission, including the name of the submitter but not contact details, will be made publicly available. Submitters have the right to access and correct personal information.

Return Submission to:

Parks Planner
Marlborough District Council
PO Box 443
Blenheim 7240

OR

Email: witherhills.planreview@marlborough.govt.nz

1. After soil conservation, what do you think are the next two most important objectives for managing the Farm Park into the future? (Please tick and include reasons for your choices)

- Biodiversity
- Fire
- Invasive species control
- Landscape
- Recreation

Other (please state):

Reasons: _____

2. Do you have any views on the farming activity in the Farm Park? (please include reasons)

Yes No

Reasons:

3. Do you agree with the suggested following actions to manage fire risk?

- Coordinate with Fire and Emergency New Zealand to increase for public awareness Y N
- Control spark hazardous activities within the park linked to fire danger levels Y N
- Remove all Eucalyptus species and Gorse Y N
- Underplant exotic forest areas with either broadleaf hardwoods or lower flammability species Y N
- Expand existing native planted areas Y N
- Start transition of other high flammability species to lower flammability species Y N
- Manage farm tracks and roads to assist in reducing fire spread Y N

Comments:

4. What is your primary entry and exit point to the Farm Park? (Tick one entry and one exit point)

	Entry	Exit
Mountain Bike Park	<input type="checkbox"/>	<input type="checkbox"/>
Rifle Range	<input checked="" type="checkbox"/>	<input checked="" type="checkbox"/>
Quail Stream (Forest Park Drive)	<input checked="" type="checkbox"/>	<input checked="" type="checkbox"/>
Weld Street	<input type="checkbox"/>	<input type="checkbox"/>
Redwood Street	<input type="checkbox"/>	<input type="checkbox"/>
Sutherland Stream (upper Redwood Street)	<input type="checkbox"/>	<input type="checkbox"/>
Dry Hills Lane (Mapp Track)	<input type="checkbox"/>	<input type="checkbox"/>
Cob Cottage	<input type="checkbox"/>	<input type="checkbox"/>
Other (please specify): _____		

5. What improvements to existing facilities within the Farm Park do you think are necessary? (please include reasons)

* A Toilet near Rotary Lookout.
 * A road/vehicle access to a lookout point.
 Rotary lookout has the best vista, but no room for vehicles
 Top of Weld St. Water tanks area would be best for vehicle turnings etc. Road access from Redwood St. to minimise conflict regarding school vicinity, & Weld St Residents

6. Do you think there are any additional facilities for Farm Park users that may be needed? (please include reasons)

7. Where do you think the focus should be for native restoration planting on the Wither Hills? (please include location and reasons)

Location: _____

Reasons: _____

8. What is your view of the management priorities for invasive species (weeds and pests)?
(please include reasons)

Continued extermination

9. How important is maintaining the current landscape of the Wither Hills to you?
(please include reasons)

Important

Not very important

Reasons:

MORE TREES needed.

10. Do you think there is a role for recreation concessions or hospitality services within the park?
(please include reasons)

Yes ? No ?

Reasons:

No, No "shops".

11. Do you have any other feedback on matters you would like to see addressed through the management plan review?

Please read my covering letter.

**SUBMISSION TO MDC TO CREATE A DRIVE-UP-TO LOOKOUT ON THE
WITHER HILLS**

To Whom it may concern: *Parks Planner.*

I have read the "Reviewing the Management plan for the Wither Hills Farm Park Discussion Document.

I am heartened to note that there seems an awareness ("woke-ness" ?) to make the park more "accessible". (**"Enable and promote use and accessibility"**)

There are many Blenheim residents who cannot climb the hills to enjoy the jewel of the views over the valley and Blenheim and to the North Island. (see my Facebook feed attached: Marilyn Grady, Roger Lauder, to name two, and indeed myself). Rest Homes like to take their residents out and about ... and what a beautiful uplifting experience a vehicle accessible lookout would be. (no pun intended)

What has changed since 2003?

Your document states: "Recreational use of the area has significantly increased, both in use numbers and in **demand for a greater range of activities.**"

"The park also contributes to the quality of life for the community in a range of other ways, **which are likely to have evolved from those identified in the 2003 Plan**"

With the visitor numbers increasing, due in large part to Cruise Ships as well as the wineries, the need needs to be acted on "**that different visitor types are adequately catered for**" - in particular "**visitors' experience needs and capabilities**".

I have spoken with Tour Operators:, Marlborough Tours, Jade Tours, and Sounds Connections, and they all welcome the option for a drive-up-to viewing area, as an alternative to solely Wine Tours.

I hope you will take into consideration, those of us who would, and should be able to in all fairness, benefit from the accessibility that a road to a lookout would enable.

I am aware that many submissions have been put forward these past twenty years, and mostly vetoed because of the sensitivity of the area, but I am sure these obstacles can be overcome.

In the instance of the sensitivity of Weld Street access, - I suggest the access to be via Redwood Street.

Laurel Rockliff
45a Pitchill Street
Mayfield
03 5777510 / 0211699297
26th April, 2023

Laurel Rockliff
20/27/4/2023

Submission Sounds Connection
Picton
Email tours@soundsconnection.com

TO WHOM IT MAY CONCERN

We support a vehicle access to a scenic view point on th Wither Hills

We would like to give our support to creating a vehicle viewing access on the Wither Hills Farmpark .

We appreciate the great recreational facility this Farm Park provides however it is inaccessible to many.

This include mobility impaired and those that are not of a fitness level to walk up using the recreational tracks.
Also visitors that are in the region for a short time and not able to take the time to walk. This would include a big number.

It is an absolutely Breathtaking view shared on Social Media by many fit people that can walk up.

Lets find a safe unsightly access for those that cant get there any other way to share the breathtaking views of our region .

It may be able to be coupled with a momnument or Pou acknowledgement of Marlborough's History.

Regards Maria Baxter
On behalf of Sounds Connection



Laurel Rockliff <lollyrock47@gmail.com>

Petition to MDC for road access to A Wither Hills Lookout

9 messages

Laurel Rockliff <lollyrock47@gmail.com>
To: nathan@marlboroughtourcompany.co.nz
Bcc: "I.C.E." <l-rockliff@xtra.co.nz>

Mon, Apr 24, 2023 at 4:49 PM

Hello Nathan

My name is Laurel Rockliff, but your tour bus operator drivers will know me as Lolly @ Framingham Wines.

I am putting to the MDC a petition to have road access to a lookout somewhere on the Wither Hills, to enhance your tourist guests' experiences of what Marlborough has to offer.

If you think this would benefit your Company, I would really appreciate a big "Yes, go for it" from you - preferably in writing, as per reply here!

I have spoken with both Mike and Sue of Jade Tours, and Maria Baxter of Sounds Connection, and all agree it would be a great asset to have on offer - being able to get Visitors to a viewing area overlooking our wonderful town, and valley full of vineyards, as well as the vista to the North Island and Wellington.

It's an astounding view from the Rotary lookout - but is only accessible to able bodied people and those who have the time to climb the hill. Not good for time-stretched tourist people from e.g. the Cruise Ships.

Also not fair to those unable to climb, e.g. our elderly population, and/mobility compromised people, - and we as a society are more "woke" to these issues these days.

I look forward to your response!

Kind regards,
Laurel Rockliff

Nathan Williams <Nathan@marlboroughtourcompany.co.nz>
To: Laurel Rockliff <lollyrock47@gmail.com>

Tue, Apr 25, 2023 at 6:58 AM

Hi Laurel,

Thank you for reaching out on this one.

Yes I would absolutely agree that this is a great idea and would be very beneficial for all visitors to the region.

Ideally one where we could turn around coaches as well for when the cruise season is on.

Cheers and please let me know if there is anything else that I can assist you with.

Nathan Williams

GM of Sales, Marketing & Tours

27/04/23, 1:08 PM

----- Forwarded message -----

From: **Laurel Rockliff** <lollyrock47@gmail.com>

Date: Wed, Apr 26, 2023 at 1:39 PM

Subject: Re: Petition to MDC for road access to a Lookout Point on the Wither Hills

To: Mike <mike@jade-tours.co.nz>

Thanks Mike,

Yes, it has been vetoed in the past because of those reasons.

However, perhaps with enough of us expressing a want for road access, and their realisation that needs have evolved since the last Management Review in 2003, that they might find a way around those issues.

Thank for your response.

Laurel

On Tue, Apr 25, 2023 at 6:21 PM Mike <mike@jade-tours.co.nz> wrote:

Hi, Lolly,

We do think it would be a great idea - the Council would take into consideration the fact that the area is ecologically sensitive and a working farm too.

Sue and Mike Parry

Mobile: +64 (0)27 951 1956

Email: mike@jade-tours.co.nz

<https://marlboroughjadetours.co.nz/>

[Tripadvisor Reviews](#)



Alzheimers *Marlborough*

27 April 20223

To Whom It May Concern

Please accept this letter of support for a driveway up to the top of the Wither Hills Farm Park.

We feel this will be a real asset and for organisations like ours, something that we could use on a regular basis for our clients. We consider this to be a great idea, and another way of being able to show off the beauty of Marlborough.


Regards

Catherine Donnelly
Manager
Alzheimers Marlborough

Alzheimers Marlborough – 8 Wither Road, Blenheim
Ph 03-577-6172 Email office.marlb@alzheimers.org.nz Web www.alzheimers.org.nz
Facebook www.facebook.com/alzheimersmarlborough Charity registration CC25535

A dementia-friendly New Zealand / Aotearoa, he aro nui ki te hunga mate wareware

TUA MARINA CEMETARY !!



**My Initial Post on "Old Marlborough The Way We were:
Posted 31st January. To date, 108 "likes" ..equivalent of a petition!!**

PETITION FOR A DRIVE-UP-TO LOOKOUT OVER BLENHEIM:

Laurel Rockliff:

" It's really not great for visitors in that they can't drive to an elevated spot for a view over Blenheim and the Valley ...unless they drive up to the **Tua Marina Cemetery**. **Not really salubrious.**

It would be nice if the Council peeps would suss out a spot on the Wither Hills...

**Responses - 97% (+/-) POSITIVE.
IN FAVOUR OF !!**

Marilyn Grady:

"It would be great for our visitors.!

Gordon Mitchell:

"Nigel Perry and myself put in a submission to MDC for a lookout/viewing platform up at the sight of the Water resouvoir above the top of Weld st in early 2000.

And then we resubmitted it in approx 2012 after being asked by a then MDC Councilor to do so. But to no avail.

Our proposal was based around it being a **community project. So free to the MDC.**

And it was big enough for the likes of motor vehicles and tour buses.

We had several local businesses willing to donate materials etc and plenty of local volunteers to do

the work to make it happen.

Unfortunately I got the feeling that as it hadn't been thought of the MDC representatives at the time.

It wasn't good happen.

Witherlea residents living in the area even formed a committee to oppose it.

Would be such a great asset to the town now wouldn't it??

When you look at other towns etc in NZ, alot have a lookout. So that visitors to the area can see the different focal points on offer in the area..... But unfortunately not our town 😞😞

Brendon Nott

"Common sense isn't common Gordy, the councils used to be a service to the people, now its just a business.

Laurel Rockliff:

"Gordon Mitchell Our Councillors are so blinkered ?"

Ally Parker:

"Gordon Mitchell typical short-sighted council...no surprises there 🙄"

Alan Wilkinson:

"Great idea Gordon and I think your reasons for it NOT going ahead are spot on.

Laurel Rockliff:

"Ally Parker Incredulous that they didn't embrace the likes of Gordon Mitchell's/Nigel Perry's offer - No Cost to the MDC. (shaking head here...)

Laurel Rockliff:

"Gordon Mitchell- It would be such a great asset to the town now, with all the cruise ships' passengers' interested - Marlborough is a Big Deal these days (well we always knew it was!). What a wonderful thing for visiting people from around the World, showcasing our wonderful home! Gordon Mitchell - Yeah. Those NIMBY's.

Marilyn Grady:

"Gordon Mitchell

Would you be willing to help Laurel Rockliff and myself, to try again?

I was the nurse at PPCS until it closed, and I was driven up to the reservoir. I am supposing it was the same one. Wonderful views. Quite breathtaking.

Gordon Mitchell:

"Marilyn Grady yes.

I could go over what our original proposal was with you if that's any help

Marilyn Grady:

Gordon Mitchell

"Thank you Gordon. That would be wonderful.

Laurel Rockliff :

"Gordon Mitchell and would you resubmit, if MDC opened their mind to it ?

Gordon Mitchell:

"Laurel Rockliff - I am not sure if I would or not.

To be honest when we resubmitted it in approx 2012 . We had the feeling that it was going to go ahead.

Hence us being asked to re-submit our proposal.

I don't think alot has changed in the boring mindset of ur MDC councilors since that time.

But I will give it some thought...

Before I decide if I will....or wont

Laurel Rockliff:

"Gordon Mitchell - I hope you will ...I get a feeling of momentum... There have been so many positive comments to my initial post ...almost like a petition. I know another person (discussing it today at Bridge) who said she has also in the past approached the Council, ...and if course got a knock back. Yes, they are a bunch of wet blankets aren't they!

However, the atmosphere has changed since 2012, now with so many Cruise ships bringing visitors. I think the WineTour Bus operators, who do more than just wine tours, would really get on board if this was an additional attraction for their customers, who just want to "look around" at Blenheim attractions. Taking them to the Tua Marina Cemetery to get a view is really a bit tacky.

Michael Moran:

"Gordon Mitchell - I remember the view up by the reservoir 50 years ago mate. Seems a great idea to me. Push hard like you used to at Central

Keith Thoms:

"A large number of older people would like to be able to drive up to a look out, and admire the views. Drove no2 fire engine the Dennis up there once.(about 40yrs ago)

Laurel Rockliff:

"Gordon Mitchell I sent you a private message. But would love to chat. What is your phone number pls ? I'm all for this to go ahead, kick the MDC out of its stubbornness... Perhaps with a the tourists now, they might come around, to the idea?!! :-)

Matt Kennett:

"Or you could just walk or bike up the hill

Laurel Rockliff:

"Matt Kennett - Yes I have done, regularly, in the past. But others, my NOW age, might not be able to either.

Don Peter:

"Laurel Rockliff - Totally agree with you. There is an aging population who want to be able to do things and access things, but who are prevented from doing so by a younger generation with a mind-set that is more focused on their needs to the exclusion of most others' needs.

Laurel Rockliff:

"Don Peter - And from the cruise ship visitors I see coming into the winery for tastings or just something to do..... they would not be likely to want to hike up to the Rotary Lookout ... How hard would it be to extend that road in the gully behind it, to wend its way up to the lookout ??? Okay, so to the water tanks at the top of Weld St. would be an easier project.

Don Peter:

"Laurel Rockliff - Cruise ship visitors generally don't have the time for extended walks. Points of interest with vehicle access is usually the best option for most of them.

Laurel Rockliff:

"Yes.

Matt Kennett:

"Don Peter you say people like me are focused on my needs and exclude others needs yet a track to drive up the Wither hills isn't a need it's a want . There's a big difference. Also how hard would it be to extend that road? Obviously a lot harder than you think .. they would have to start at the bottom and make a new 2 lane road plus the cost of sealing it . It's not people like me

excluding needs of people like you ,it's people like you thinking you're entitled to something because you're older . There aren't any needs in this conversation

Laurel Rockliff:

"Matt Kennett - Well, Gordon Mitchell along with Nigel Perry, were going to do it as a community project, no cost to ratepayers, and had the backing of a number of interested parties including offers of materials.

Yes, it's not a "need", (as in we're gonna die if we don't get it) it's a "want", as you say, but it would be an asset to the showcasing of our beautiful region.

You don't have to use it if you don't want to.

Matt Kennett:

"Laurel Rockliff - you're right I don't have to use it if I don't want to but being public land my problem is paying for it . You say a couple of people were going to do it at no ratepayers cost but then once it's done it becomes the ratepayers problem to maintain it . Imo a gondola would be a better option as it would pay for itself a road up to a lookout would be a continuous cost to the rate payer

Roger Lauder:

"Matt Kennett - oh so you like penalizing crippled people that's great of you.

Matt Kennett:

"There's plenty of look outs around to walk the wither hills . Seddon ,picton and Havelock. So why do we need spend a redonculous amount of money just because someone can't/doesn't want to walk up the hill. It's a bloody stupid idea . Either walk up the hill or drive to one of the other lookouts

Laurel Rockliff:

"Matt Kennett - Too far for the Tour Buses to travel to Seddon and Havelock. No views over the vines in Picton and Havelock. Only vista of the North Island is from the Wither Hills

Max Kennett:

"Laurel Rockliff - how long have we had tour buses?

Cliff Cowan:

"Someone that is looking to set up a luge run and gondala with restaurant would be a great thing for Marlborough.

Sara Bugler:

"Cliff Cowan - yes it would and has been tried b4. even with fully private financing, our council said no

Roger Lauder:

"Sara Bugler - one eyed council

Laurel Rockliff:

"Cliff Cowan - Yep, that would be awesome! Never too old to luge .. !

Dave Loudon:

"Cliff Cowan - Never happen..retarded town..

Matt Kennett:

"Cliff Cowan - this is a far better idea than another lookout .at least it can pay for itself and it would actually attract tourist to Blenheim. A simple lookout isn't going to have any effect on our tourism industry

Cliff Cowan:

"Matt Kennett - Tourism is very important to the local economy. We all need it to strengthen our great region of New Zealand.

Matt Kennett:

"Cliff Cowan - I didn't say that it wasn't .I said that having a lookout that people just drive up isn't going to effect our tourism industry. Nobody is going say "let's got to Blenheim for a holiday ,they have a lookout "

Jack Nicolls:

"mount vernon is perfect 👍

Laurel Rockliff:

"Yes. And is where the water tanks are.

Don Peter:

"You are all missing the point. If any of you had checked our profiles, you would have seen that we're older members. We're talking easier access, as in car or other powered vehicle access, not walking tracks or bicycle tracks.

Laurel Rockliff:

"Don Peter - I'm with you there Don.

Jack Nicolls:

"Don Peter was meaning it would be a great place to be able to drive up and enjoy the view 😊

Don Peter:

"Couldn't agree with you more.

Laurel Rockliff:

"Jack Nicholls - Hmm. I think Mt Vernon is too far back. The ideal spot needs to "overlook" the town, and the vineyards, plus see the view to the North Island Te Ika au Maui. The Rotary lookout is perfect. The road in the gully behind it could be extended ...

Murray Brooks:

"Certainly a great idea, it's been suggested in the past but sadly been knocked back by the powers that be.

Marilyn Grady:

"Murray Brooks

Do you know why they knock it back?

Murray Brooks:

"Marilyn Grady - it was quite a while ago and I seem to recall because it's an active farm plus the danger of fire in the summers.

Laurel Rockliff:

"Murray Brooks - Well, they could fence it off. And connect an automatic sprinkler system to the water tank.

Of they could just use their wet blankets...

Marilyn Grady:

"Murray Brooks

Both reasons make sense. Surely there is another choice somewhere? Let's all think hard about it.

Laurel Rockliff:

"Marilyn Grady - Other towns must have summer fire hazard vulnerabilities...what do they do?

Roger Lauder:

"Murray Brooks - yes because those powers couldn't give a dam about invalid people. Great of them.

Don Peter:

"Marilyn Grady - It would be great for locals too. I often want to get a good photo of Marlborough to send to friends, but there is nowhere that I can go to that is relatively accessible.

Marilyn Grady:

"Don Peter

Perhaps we should make visits to the council.

Laurel Rockliff:

"Marilyn Grady A petition?

Marilyn Grady:

"Laurel Rockliff

Why not? Unfortunately i now have a mobility problem with one leg. But I can still be active...just slow. How would we go about it? Shall we start with the gentleman who agreed with both of us?

Laurel Rockliff:

"Marilyn Grady - You get it going ...I'll be right there with you!

Marilyn Grady I'm good at talking ..but not the organising ...

Marilyn Grady:

"Laurel Rockliff

I was, but my disability was caused by a stroke! Never mind, let's get together and see what we come up with. 😊

Pam Benseman:

"Been there, done that.

Laurel Rockliff:. Pam Benseman You and many others Pam. They're putting it in the "too hard basket", citing Resource rules. I think they need to knock down those "brick wall" convenient excuses. Would you care to come to a meeting with some of us to discuss our plans for it happening ?

Matt Kennett:

"The council Don't want to put a lookout up there because it won't be an asset for them it's more a liability than an asset

Alison Kate Grey:

"Obviously someone has to pay for it

Michelle Herkt Simpson:

"A few options would be good as there are so many beautiful vista's here.

Dennis Smith:

"Flying into Woodbourne in Autumn and seeing the golden landscape is pretty hard to beat .Agreed if there was some easily reachable /drivable lookout the province could only benefit.

David Rennie:

"Good luck with that

Peter Pacey:

"Views from the Rotary look out a beyond words especially the night of walk the Withers by touch light, so it's a great idea to have a look out for people in vehicles, this would benefit our tourism industry plus be advantage for locals both young and old and the sheer number of supportive comments adds a lot of weight.

Peter Pacey:

" Years before all the homes Elisha Drive had good views.

Marilyn Grady:

"Peter Pacey

I think a car park would be a must, you are so crazyright.

Peter Pacey:

"Marilyn Grady like many people are thinking a town like Blenheim should already have one.

Peter Pacey:

"Even smaller towns (eg Picton Reefton) have lookouts and as I mentioned in a previous comment Elisha drive once offered spectacular vistas which were even more stunning at night.

Diane Smith:

".I would also love to see a drive to the top as us old pensioners never get to see what our town which we pay rates on. Come on council give us something to smile about.

Jo-Anne McDonald:

"Yes it's very sad there is no elevated view. If only they had a hillside restaurant and visitor centre.

Kit Hawker

The closest I know, is a walk up the Wither Hills.....but it would be nice to have a high point closer to town, that is suited to mobility restricted people and elderly.....

The other option is to buy a drone, put a camera on it, and get pics that way.... and a few 100 complaints.....

Bob Boyes

I agree I asked Leo McKendry about a lookout with a cafe there as well as it would be a centre attraction in Blenheim, somewhere with a brilliant view.

Laurel Rockliff

Bob Boyes I think they're putting it in the "too hard basket, citing "working farm" and "soil type fragile".

Bob Boyes

Laurel, I think a lookout is a brilliant idea elderly people or people with disabilities can't walk up the Wither Hills they need something where they can go and enjoy those breath taking views over our town and vineyards, it would be special to all not just those fortunate to walk up to the lookout. I like you vision keep it up.

RECEIVED
27 APR 2023
MARLBOROUGH
DISTRICT COUNCIL



MARLBOROUGH DISTRICT COUNCIL

Submission on Reviewing the Wither Hills Farm Park Management Plan

Submissions close Thursday 27 April 2023

Submitter details:

First Name: Janine Mayson

Surname: _____

Organisation (if applicable): _____

Postal Address: _____

Contact details:

Phone: _____ (Daytime) _____ (Mobile)

Email: _____

I agree that the above email address can be used as my point of contact. Yes No

Information contained in a submission, including the name of the submitter but not contact details, will be made publicly available. Submitters have the right to access and correct personal information.

Return Submission to:

Parks Planner
Marlborough District Council
PO Box 443
Blenheim 7240

OR

Email: witherhills.planreview@marlborough.govt.nz

1. After soil conservation, what do you think are the next two most important objectives for managing the Farm Park into the future? (Please tick and include reasons for your choices)

- Biodiversity
- Fire
- Invasive species control
- Landscape
- Recreation
- Other (please state):

Reasons: The Wither Hills are the backdrop to Blenheim that everyone recognises + values. By promoting recreation (in the hills) residents get a sense of ownership + connection.

2. Do you have any views on the farming activity in the Farm Park? (please include reasons)

Yes No

Reasons: Essential to maintain the hills by grazing to reduce fire risk + control needs. Also provides some fertilisation/nutrition. Connects park users with farming

3. Do you agree with the suggested following actions to manage fire risk?

- | | Y | N |
|--|-------------------------------------|--------------------------|
| • Coordinate with Fire and Emergency New Zealand to increase for public awareness | <input checked="" type="checkbox"/> | <input type="checkbox"/> |
| • Control spark hazardous activities within the park linked to fire danger levels | <input checked="" type="checkbox"/> | <input type="checkbox"/> |
| • Remove all Eucalyptus species and Gorse <u>+ Pinus radiata</u> | <input checked="" type="checkbox"/> | <input type="checkbox"/> |
| • Underplant exotic forest areas with either broadleaf hardwoods or lower flammability species | <input checked="" type="checkbox"/> | <input type="checkbox"/> |
| • Expand existing native planted areas | <input checked="" type="checkbox"/> | <input type="checkbox"/> |
| • Start transition of other high flammability species to lower flammability species | <input checked="" type="checkbox"/> | <input type="checkbox"/> |
| • Manage farm tracks and roads to assist in reducing fire spread | <input checked="" type="checkbox"/> | <input type="checkbox"/> |

Comments:

With proximity of residential housing to parts of the farm park there is a high risk of spread from housing into the park. What has been considered to mitigate this? Maybe a fire boundary?

8. What is your view of the management priorities for invasive species (weeds and pests)?
(please include reasons)

Chilean needle grass +

9. How important is maintaining the current landscape of the Wither Hills to you?
(please include reasons)

Important

Not very important

Reasons:

It is the beautiful backdrop to the region.

10. Do you think there is a role for recreation concessions or hospitality services within the park?
(please include reasons)

Yes

No

Reasons:

Concessions for one off events
but not a permanent hospitality facility
e.g. wouldn't like to see a cafe at the
hills.

11. Do you have any other feedback on matters you would like to see addressed through the management plan review?

The Wither Hills are a great asset.

There is a need to be used by residents
to be connected

Also a need to maintain it as a Farm Park

It is a vast area + can support multiple
uses.

4. What is your primary entry and exit point to the Farm Park? (Tick one entry and one exit point)

	Entry	Exit
Mountain Bike Park	<input type="checkbox"/>	<input type="checkbox"/>
Rifle Range	<input checked="" type="checkbox"/>	<input checked="" type="checkbox"/>
Quail Stream (Forest Park Drive)	<input checked="" type="checkbox"/>	<input checked="" type="checkbox"/>
Weld Street	<input type="checkbox"/>	<input type="checkbox"/>
Redwood Street	<input type="checkbox"/>	<input type="checkbox"/>
Sutherland Stream (upper Redwood Street)	<input type="checkbox"/>	<input type="checkbox"/>
Dry Hills Lane (Mapp Track)	<input type="checkbox"/>	<input type="checkbox"/>
Cob Cottage	<input type="checkbox"/>	<input type="checkbox"/>
Other (please specify): _____		

5. What improvements to existing facilities within the Farm Park do you think are necessary? (please include reasons)

Facilities have improved hugely over the last 10 years.

6. Do you think there are any additional facilities for Farm Park users that may be needed? (please include reasons)

Don't add too much more as it then becomes too urban + busy. The Park is used because it is vast, rugged outdoors.

7. Where do you think the focus should be for native restoration planting on the Wither Hills? (please include location and reasons)

Location: Suitable gullies where users walk to start.
 Reasons: Plantings could be watered by users on walks eg. 44 gallon drums of water placed on track where people can dip a cup & water a plant en route. involves the public
 P.S. Seen this done around Lake at Waanaka.



MARLBOROUGH DISTRICT COUNCIL

Submission on Reviewing the Wither Hills Farm Park Management Plan

Submissions close Thursday 27 April 2023

Submitter details:

First Name: Kathryn

Surname: Cannan

Organisation (if applicable): _____

Postal Address: _____

Contact details:

Phone: _____ Phone: _____ (Mobile)

Email: _____

I agree that the above email address can be used as my point of contact. Yes No


Information contained in a submission, including the name of the submitter but not contact details, will be made publicly available. Submitters have the right to access and correct personal information.

Return Submission to:

Parks Planner
Marlborough District Council
PO Box 443
Blenheim 7240

OR

Email: witherhills.planreview@marlborough.govt.nz



1. After soil conservation, what do you think are the next two most important objectives for managing the Farm Park into the future? (Please tick and include reasons for your choices)

- Biodiversity
- Fire
- Invasive species control
- Landscape
- Recreation
- Other (please state):

Reasons: The fire risk is very real, but having native regeneration in suitable places will help mitigate that risk

2. Do you have any views on the farming activity in the Farm Park? (please include reasons)

Yes No

Reasons:

During my 30yrs in NZ, the country has become very urbanised + a decrease in the number of kids who go to their grandparents' farm over the holidays. The farming activity is a reminder of what farming is about.

3. Do you agree with the suggested following actions to manage fire risk?

- | | Y | N |
|--|-------------------------------------|--------------------------|
| • Coordinate with Fire and Emergency New Zealand to increase for public awareness | <input checked="" type="checkbox"/> | <input type="checkbox"/> |
| • Control spark hazardous activities within the park linked to fire danger levels | <input checked="" type="checkbox"/> | <input type="checkbox"/> |
| • Remove all Eucalyptus species (and Gorse → not gorse; good nursery plant) | <input checked="" type="checkbox"/> | <input type="checkbox"/> |
| • Underplant exotic forest areas with either broadleaf hardwoods or lower flammability species | <input checked="" type="checkbox"/> | <input type="checkbox"/> |
| • Expand existing native planted areas | <input checked="" type="checkbox"/> | <input type="checkbox"/> |
| • Start transition of other high flammability species to lower flammability species | <input checked="" type="checkbox"/> | <input type="checkbox"/> |
| • Manage farm tracks and roads to assist in reducing fire spread | <input checked="" type="checkbox"/> | <input type="checkbox"/> |

Comments:

Managing the fire risk is good for biodiversity, invasive species control + landscape. Start regeneration from the gullies + spread out from there.

4. What is your primary entry and exit point to the Farm Park? (Tick one entry and one exit point)

	Entry	Exit
Mountain Bike Park	<input type="checkbox"/>	<input type="checkbox"/>
Rifle Range	<input type="checkbox"/>	<input type="checkbox"/>
Quail Stream (Forest Park Drive)	<input type="checkbox"/>	<input type="checkbox"/>
Weld Street	<input type="checkbox"/>	<input type="checkbox"/>
Redwood Street	<input type="checkbox"/>	<input type="checkbox"/>
Sutherland Stream (upper Redwood Street)	<input type="checkbox"/>	<input type="checkbox"/>
Dry Hills Lane (Mapp Track)	<input type="checkbox"/>	<input type="checkbox"/>
Cob Cottage	<input type="checkbox"/>	<input type="checkbox"/>
Other (please specify):	<u>Howick Road</u>	

5. What improvements to existing facilities within the Farm Park do you think are necessary? (please include reasons)

I adore the park as it is!!

6. Do you think there are any additional facilities for Farm Park users that may be needed? (please include reasons)

Information on what to do if there is a fire (location-dependent)

7. Where do you think the focus should be for native restoration planting on the Wither Hills? (please include location and reasons)

Location: start in the gullies + expand out
Reasons: this approach has seemed to work in other parts of Marlborough, Canterbury + the West coast

8. What is your view of the management priorities for invasive species (weeds and pests)?
(please include reasons)

9. How important is maintaining the current landscape of the Wither Hills to you?
(please include reasons)

Important
Not very important

Reasons:
However, I would like to see more
regeneration of native species

10. Do you think there is a role for recreation concessions or hospitality services within the park?
(please include reasons)

Yes No

Reasons:
Bike rental might work - for people who
would like to bike the trails but don't
own a bike + are unlikely to buy one

11. Do you have any other feedback on matters you would like to see addressed through the management plan review?

The park is a gorgeous, wonderful asset.

Marlborough District Council
15 Seymour Street
PO Box 443
Blenheim 7240
New Zealand

Phone 00 64 3 520 7400
Email mdc@marlborough.govt.nz
Website www.marlborough.govt.nz
GST No. 50-430-960



Reference number REF230478647
Submitted on 29/04/23

Wither Hills Farm Park Management Plan Review

First Name James
 Surname Barnsley
 Organisation (if applicable)
 Contact person (if applicable)
 Postal address: [REDACTED]
 Phone (daytime) [REDACTED]
 Phone (mobile)
 Email [REDACTED]
 I agree that the above email address can be used as my service address for this submission Yes
 Address for service (if different from above)

After soil conservation, what do you think are the next 2 most important objectives for managing the Farm Park into the future? (Please include reasons for your choices)

First most important Biodiversity
 Second most important Recreation
 Reasons
 Given our increasingly mono-culture environment due to the expanse of grape vines, ensuring we retain pockets of diversity is even more important. The change in bird, animal and plant life is particularly notable when moving to the fringes of vineyards and towards the Wither Hills and Richmond Range areas.
 I am also an enthusiastic cyclist so love getting away from the long straight flat road riding and into the beauty of our local hills.

Do you have any views on the farming activity in the Farm Park? (please include reasons) No

Reasons

Do you agree with the suggested following actions to manage fire risk?

- Coordinate with Fire and Emergency New Zealand to increase for public awareness
- Control spark hazardous activities within the park linked to fire danger levels
- Underplant exotic forest areas with either broadleaf hardwoods or lower flammability species
- Expand existing native planted areas

Comments

I'm no expert in our native plants, but my understanding is that our native plants are much less flammable, so we could

seek to achieve both: reduction of flammable species and increase of native species.

What is your primary entry and exit point to the Farm Park? (Tick one entry and one exit point)

Entry	Cob Cottage
Exit	Rifle Range
What improvements to existing facilities within the Farm Park do you think are necessary? (please include reasons)	I don't really use the facilities (besides the tracks themselves)
Do you think there are any additional facilities for Farm Park users that may be needed? (please include reasons)	No extra facilities needed

Where do you think the focus should be for native restoration planting on the Wither Hills? (please include location and reasons)

Location	Sutherland Stream
Reasons	Having a natural water source should make plantings sustainable without extra irrigation. Also as a natural barrier it isn't the 'prime' farming land.

Location	Quail Stream
Reasons	Similar reasons as above.
What is your view of the management priorities for invasive species (weeds and pests)? (please include reasons)	I'm only familiar with the Chilean Needle Grass (due to frequent signage), but I'm not sure how successful this is. I don't have a meaningful view on this.

How important is maintaining the current landscape of the Wither Hills to you? (please include reasons)	Important
--	-----------

Reasons	Any existing natural features are the result of natural processes, interfering with this is not wise.
----------------	---

Do you think there is a role for recreation concessions or hospitality services within the park? (please include reasons)	No
--	----

Reasons	I like to think people use the park to 'get away from it all'. Introducing more hospitality concessions into the area would erode that. That being said, I am a coffee drinker and a coffee cart in the carpark MIGHT be ok.
----------------	--

Do you have any other feedback on matters you would like to see addressed through the management plan review?	The expansion of cattle stops for mountain bike fence crossings is great! I'm physically capable so have no problem heaving the bike over the style, but I know plenty of older folks riding E-MTB (being heavier too) that have particularly valued this.
--	--

Upload files here

Marlborough District Council
15 Seymour Street
PO Box 443
Blenheim 7240
New Zealand

Phone 00 64 3 520 7400
Email mdc@marlborough.govt.nz
Website www.marlborough.govt.nz
GST No. 50-430-960



Reference number REF230478670
Submitted on 29/04/23

Wither Hills Farm Park Management Plan Review

First Name Jane
Surname Walkenhorst
Organisation (if applicable)
Contact person (if applicable)
Postal address: [Redacted]
Phone (daytime) [Redacted]
Phone (mobile) [Redacted]
Email [Redacted]

I agree that the above email address can be used as my service address for this submission Yes

Address for service (if different from above)

After soil conservation, what do you think are the next 2 most important objectives for managing the Farm Park into the future? (Please include reasons for your choices)

First most important Recreation
Second most important Fire
Reasons I would like to see the Farm Park open for horse riding. It is an incredible resource for this & purely having cattle & sheep is such a wasted opportunity, for both local riders and as a promotional benefit to the region.

Do you have any views on the farming activity in the Farm Park? (please include reasons) Yes

Reasons I feel that the farming operation is respectful of other users, it isn't overrunning the park & I'm very happy for it to continue.

Do you agree with the suggested following actions to manage fire risk?

- Coordinate with Fire and Emergency New Zealand to increase for public awareness
- Control spark hazardous activities within the park linked to fire danger levels
- Remove all Eucalyptus species and Gorse
- Underplant exotic forest areas with either broadleaf hardwoods or lower flammability species
- Expand existing native planted areas
- Start transition of other high flammability species to lower flammability species
- Manage farm tracks and roads to assist in reducing fire spread

Comments I've helped to plant in gullies in the park as a teacher with

my classes. Absolutely, each of these initiatives make sense.

What is your primary entry and exit point to the Farm Park? (Tick one entry and one exit point)

Entry	Weld Street
Exit	Other (please specify)
Other	Harling Park
What improvements to existing facilities within the Farm Park do you think are necessary? (please include reasons)	None
Do you think there are any additional facilities for Farm Park users that may be needed? (please include reasons)	By allowing horse riders, no changes would need to be made. It would simply be advantageous to riders, and great for the community using the park to share with horses. I love walking at the river & seeing riders. To have that in the Farm Park would be fantastic.

Where do you think the focus should be for native restoration planting on the Wither Hills? (please include location and reasons)

Location	The gullies and natural waterways.
Reasons	Waterways change landscapes, which obviously has a chain effect. By looking at planting native species & looking after our waterways we encourage biodiversity.

What is your view of the management priorities for invasive species (weeds and pests)? (please include reasons)	Get rid of invasive species. We want to encourage biodiversity & promote our ecosystem.
--	---

How important is maintaining the current landscape of the Wither Hills to you? (please include reasons)	Not very important
--	--------------------

Reasons	I'm fine with getting rid of eucalyptus trees etc to plant natives.
----------------	---

Do you think there is a role for recreation concessions or hospitality services within the park? (please include reasons)	Yes
--	-----

Reasons	I don't feel hospitality has a role, but absolutely recreation. The reason so many people care for & about the Farm Park is that they use it. We all feel a shared ownership & responsibility. I feel the more recreation, specifically horse riding, the more connected people are & the better the outcomes.
----------------	--

Do you have any other feedback on matters you would like to see addressed through the management plan review?	No
--	----

Upload files here

Marlborough District Council
15 Seymour Street
PO Box 443
Blenheim 7240
New Zealand

Phone 00 64 3 520 7400
Email mdc@marlborough.govt.nz
Website www.marlborough.govt.nz
GST No. 50-430-960



Reference number REF230478690
Submitted on 29/04/23

Wither Hills Farm Park Management Plan Review

First Name Emmeline
 Surname Walkenhorst
 Organisation (if applicable)
 Contact person (if applicable)
 Postal address: [Redacted]
 Phone (daytime) [Redacted]
 Phone (mobile) [Redacted]
 Email [Redacted]
 I agree that the above email address can be used as my service address for this submission Yes
 Address for service (if different from above)

After soil conservation, what do you think are the next 2 most important objectives for managing the Farm Park into the future? (Please include reasons for your choices)

First most important Recreation
 Second most important Biodiversity
 Reasons I think horses riding should be allowed in the park as they don't do any damage and we need more places in witherlea to go horse riding/hacking. I think it will be a great way to promote the area and get the word out

Do you have any views on the farming activity in the Farm Park? (please include reasons) Yes
 Reasons I am very happy for the farm to proceed as it currently is.

Do you agree with the suggested following actions to manage fire risk?

- Coordinate with Fire and Emergency New Zealand to increase for public awareness
- Control spark hazardous activities within the park linked to fire danger levels
- Remove all Eucalyptus species and Gorse
- Underplant exotic forest areas with either broadleaf hardwoods or lower flammability species
- Expand existing native planted areas
- Start transition of other high flammability species to lower flammability species
- Manage farm tracks and roads to assist in reducing fire spread

Comments

What is your primary entry and exit point to the Farm Park? (Tick one entry and one exit point)

Entry

Weld Street

Exit

Quail Stream (Forest Park Drive)

What improvements to existing facilities within the Farm Park do you think are necessary? (please include reasons)

Do you think there are any additional facilities for Farm Park users that may be needed? (please include reasons)

Where do you think the focus should be for native restoration planting on the Wither Hills? (please include location and reasons)

Location

Reasons

What is your view of the management priorities for invasive species (weeds and pests)? (please include reasons)

Native plants and get rid of invasive species

How important is maintaining the current landscape of the Wither Hills to you? (please include reasons)

Important

Reasons

Its a great place to go for a walk and it's very pretty and the animals on that land seem very nice and not scary

Do you think there is a role for recreation concessions or hospitality services within the park? (please include reasons)

Yes

Reasons

I don't think hospitality so much but 100% recreation. People care for the area if they are using it. Like if you never use it then you don't really care

Do you have any other feedback on matters you would like to see addressed through the management plan review?

Upload files here

Marlborough District Council
15 Seymour Street
PO Box 443
Blenheim 7240
New Zealand

Phone 00 64 3 520 7400
Email mdc@marlborough.govt.nz
Website www.marlborough.govt.nz
GST No. 50-430-960



Reference number REF230512387
Submitted on 02/05/23

Wither Hills Farm Park Management Plan Review

First Name Jill
Surname Spooner
Organisation (if applicable)
Contact person (if applicable)
Postal address:
Phone (daytime)
Phone (mobile)
Email
I agree that the above email address can be used as my service address for this submission Yes
Address for service (if different from above)

[Redacted contact information]

After soil conservation, what do you think are the next 2 most important objectives for managing the Farm Park into the future? (Please include reasons for your choices)

First most important Recreation
Second most important Landscape
Reasons The recreational opportunities offered by the Park are a valued asset of the district with walks and tracks catering to all abilities and assisting in keeping the population active.

Native plantings where appropriate enhance the outdoor experience, in particular these should not occur where they could obstruct views from the ridges. MBiE's suggestion of forestry plantings is anathema - Wilding pine infestations are already a major issue for the region and further plantings are likely to exacerbate these.

Do you have any views on the farming activity in the Farm Park? (please include reasons) Yes

Reasons I favour the continuation of grazing sheep and cattle on appropriate parts of the hill area.

Do you agree with the suggested following actions to manage fire risk?

- Underplant exotic forest areas with either broadleaf hardwoods or lower flammability species
- Expand existing native planted areas
- Start transition of other high flammability species to lower flammability species
- Manage farm tracks and roads to assist in reducing fire spread

Comments

What is your primary entry and exit point to the Farm Park? (Tick one entry and one exit point)

Entry	Other (please specify)
Other	Mix of entry points - Quail Stream, Sutherland Stream, Rifle Range, Redwood Street
Exit	Other (please specify)
Other	As above. I travel from Renwick to enjoy the park so generally exit from point of entry

What improvements to existing facilities within the Farm Park do you think are necessary? (please include reasons)

Do you think there are any additional facilities for Farm Park users that may be needed? (please include reasons) Toilets at the Sutherland Stream car park area.

Where do you think the focus should be for native restoration planting on the Wither Hills? (please include location and reasons)

Location

Reasons

What is your view of the management priorities for invasive species (weeds and pests)? (please include reasons)

How important is maintaining the current landscape of the Wither Hills to you? (please include reasons) Important

Reasons It's iconic Blenheim/ Marlborough.

Do you think there is a role for recreation concessions or hospitality services within the park? (please include reasons) No

Reasons Its great to have a place where the focus is on nature without crowds and commercial pressures.

Do you have any other feedback on matters you would like to see addressed through the management plan review?

Upload files here

Evin Wood

From: [REDACTED]
To: [Witherhills Planreview](#)
Subject: CM: Wither Hills
Date: Wednesday, 3 May 2023 11:10:15 a.m.

EXTERNAL EMAIL: Do not click any links or open any attachments unless you trust the sender and know the content is safe.

Sent from [Mail](#) for Windows

I value the access to the hills behind the town and hope they will be retained into the future for recreational purposes.

Over many years I have enjoyed walking and cycling in the area which has been of benefit to my health.

In the past attempts have ben made to reforest the area and that could be something that may be considered again to improve the environment for people and the birds.

Mainly my wish would be to retain the hills for public access.

Thank you for the opportunity,

Evin Wood.

Marlborough District Council
15 Seymour Street
PO Box 443
Blenheim 7240
New Zealand

Phone 00 64 3 520 7400
Email mdc@marlborough.govt.nz
Website www.marlborough.govt.nz
GST No. 50-430-960



Reference number REF230531596
Submitted on 05/05/23

Wither Hills Farm Park Management Plan Review

First Name Michelle
 Surname Harris
 Organisation (if applicable)
 Contact person (if applicable)
 Postal address: [Redacted]
 Phone (daytime) [Redacted]
 Phone (mobile) [Redacted]
 Email [Redacted]
 I agree that the above email address can be used as my service address for this submission Yes
 Address for service (if different from above)

After soil conservation, what do you think are the next 2 most important objectives for managing the Farm Park into the future? (Please include reasons for your choices)

First most important
Second most important
Reasons

Do you have any views on the farming activity in the Farm Park? (please include reasons) No
Reasons

- Do you agree with the suggested following actions to manage fire risk?
- Coordinate with Fire and Emergency New Zealand to increase for public awareness
 - Control spark hazardous activities within the park linked to fire danger levels
 - Remove all Eucalyptus species and Gorse
 - Underplant exotic forest areas with either broadleaf hardwoods or lower flammability species
 - Expand existing native planted areas
 - Start transition of other high flammability species to lower flammability species
 - Manage farm tracks and roads to assist in reducing fire spread

Comments

What is your primary entry and exit point to the Farm Park? (Tick one entry and one exit point)

Entry Sutherland Stream (upper Redwood Street)
Exit Redwood Street

What improvements to existing facilities within the Farm Park do you think are necessary? (please include reasons)

Do you think there are any additional facilities for Farm Park users that may be needed? (please include reasons) A toilet facility at upper Redwood street. Also a water fountain

Where do you think the focus should be for native restoration planting on the Wither Hills? (please include location and reasons)

Location

Reasons

What is your view of the management priorities for invasive species (weeds and pests)? (please include reasons) No pine trees

How important is maintaining the current landscape of the Wither Hills to you? (please include reasons) Important

Reasons

Do you think there is a role for recreation concessions or hospitality services within the park? (please include reasons)

Reasons

Do you have any other feedback on matters you would like to see addressed through the management plan review?

Upload files here

Marlborough District Council
15 Seymour Street
PO Box 443
Blenheim 7240
New Zealand

Phone 00 64 3 520 7400
Email mdc@marlborough.govt.nz
Website www.marlborough.govt.nz
GST No. 50-430-960



Reference number REF230530197
Submitted on 05/05/23

Wither Hills Farm Park Management Plan Review

First Name Angela
Surname Walker

Organisation (if applicable)
Contact person (if applicable)

Postal address: [Redacted]
Phone (daytime) [Redacted]

Phone (mobile)
Email [Redacted]

I agree that the above email address can be used as my service address for this submission Yes

Address for service (if different from above)

After soil conservation, what do you think are the next 2 most important objectives for managing the Farm Park into the future? (Please include reasons for your choices)

First most important Recreation
Second most important Fire
Reasons The Farm Park provides an expansive, natural recreational space with great views, free for all to enjoy. It is a wonderful asset to the community and brings the country to town, as a working farm. I believe it is important to maintain the dedicated walking tracks & mountain bike tracks and hope that with the increasing popularity of electric bikes (generally ridden at speed) that more of the tracks do not become shared paths for walkers & cyclists. Green space is important, especially when it looks like future urban developments will be more intensive.

Do you have any views on the farming activity in the Farm Park? (please include reasons) Yes

Reasons I enjoy the fact that the Farm Park is a working farm. I like that I can go up there and be walking amongst the sheep and the cattle. Every visit to the farm park is slightly different depending where the stock are. Also great to see the farm workers out and about with their farm dogs, working them. Also appreciate the fact that because it is a working farm, that domestic dogs are not allowed in the farm park. It is quintessential NZ and being a working farm makes it special.

Do you agree with the suggested following actions to

- Coordinate with Fire and Emergency New Zealand

manage fire risk?

to increase for public awareness

- Control spark hazardous activities within the park linked to fire danger levels
- Remove all Eucalyptus species and Gorse
- Underplant exotic forest areas with either broadleaf hardwoods or lower flammability species
- Expand existing native planted areas
- Start transition of other high flammability species to lower flammability species
- Manage farm tracks and roads to assist in reducing fire spread

Comments

I like both Exotic & Native trees. Would not like to see Exotic Trees removed just so they can be replanted with natives.

What is your primary entry and exit point to the Farm Park? (Tick one entry and one exit point)

Entry

Other (please specify)

Other

Grigg Drive Walkway

Exit

Other (please specify)

Other

Grigg Drive Walkway

What improvements to existing facilities within the Farm Park do you think are necessary? (please include reasons)

In the main, none - I enjoy it as it is now.

Do you think there are any additional facilities for Farm Park users that may be needed? (please include reasons)

Possibly water fountains for bikers on low level perimeter track, so that bikers do not use walking tracks to access the water fountain at Rotary lookout.

Where do you think the focus should be for native restoration planting on the Wither Hills? (please include location and reasons)

Location

Start in the valleys but always maintain open tops, so ridge line and spur views anywhere in the park are not compromised.

Reasons

So ridge line and spur views anywhere in the park are not compromised.

What is your view of the management priorities for invasive species (weeds and pests)? (please include reasons)

This is a specialist activity. Do what has to be done, ideally without shutting public access to walking/biking routes.

How important is maintaining the current landscape of the Wither Hills to you? (please include reasons)

Important

Reasons

It is very important to me that the current landscape is maintained. I would not like to see it blighted by buildings or structures. Every season brings a change to the landscape and has it's own natural beauty. I would not like to see it altered with any further man made structures. Additionally no commercial forestry should be allowed in the farm park, because it would be a visual eyesore, viewed from within the park looking outwards and from the plains back to the hills.

Do you think there is a role for recreation concessions or hospitality services within the park? (please include reasons)

No

Reasons

Recreation concessions may affect the availability of the park for other general park users and start to restrict access to some areas.
Hospitality services are not necessary, there are many cafes only a short drive away. A café would result in more litter in

the farm park from disposal coffee cups and paper bags. Having services, within the farm park, that provide a commercial activity changes the nature of the farm park and detracts from it's natural attraction and environs.

Do you have any other feedback on matters you would like to see addressed through the management plan review?

Important to me that the Farm Park continues as a working farm - I enjoy the farm animals.

Would not like to see any commercial forestry in the farm park.

Maintain the current policy of No Dogs Allowed.

Suggest that drones should not be allowed in the farm park.

We hear Gentle Annie is to become a shared two way walking and bike track. Gentle Annie Track is a family use track from families with toddlers getting an outdoor experience to the elderly wanting gentle grade access to the park. Under no circumstances should high use, up and downhill bike tracks be integrated with walking tracks. It is extremely dangerous and would ultimately exclude walkers by default.

Upload files here

Marlborough District Council
15 Seymour Street
PO Box 443
Blenheim 7240
New Zealand

Phone 00 64 3 520 7400
Email mdc@marlborough.govt.nz
Website www.marlborough.govt.nz
GST No. 50-430-960



**MARLBOROUGH
DISTRICT COUNCIL**

Reference number REF230534739
Submitted on 07/05/23

Wither Hills Farm Park Management Plan Review

First Name Shelley
Surname Ruhen
Organisation (if applicable)
Contact person (if applicable)
Postal address:
Phone (daytime)
Phone (mobile)
Email
I agree that the above email address can be used as my service address for this submission Yes
Address for service (if different from above)

After soil conservation, what do you think are the next 2 most important objectives for managing the Farm Park into the future? (Please include reasons for your choices)

First most important Biodiversity
Second most important Recreation
Reasons Bringing back original native planting to prevent erosion. A linked system for biking park trails without the need to travel on the Mountain Bike Park trails. The ability to walk up a short, safe distance in summer when fire risk is high - I agree the ridges and top lops are too remote.

Do you have any views on the farming activity in the Farm Park? (please include reasons) Yes
Reasons

Ability to walk in actively managed farm is very precious - perhaps a 'Volunteers Day' to assist farmer in some energy heavy tasks could promote connection of urban and rural

Do you agree with the suggested following actions to manage fire risk?

- Coordinate with Fire and Emergency New Zealand to increase for public awareness
- Control spark hazardous activities within the park linked to fire danger levels
- Underplant exotic forest areas with either broadleaf hardwoods or lower flammability species
- Expand existing native planted areas
- Start transition of other high flammability species to lower flammability species
- Manage farm tracks and roads to assist in reducing fire spread

Comments

How spark hazardous activities would be 'controlled' is difficult. Education and connections are important.

What is your primary entry and exit point to the Farm Park? (Tick one entry and one exit point)

Entry

Redwood Street

Exit

Redwood Street

What improvements to existing facilities within the Farm Park do you think are necessary? (please include reasons)

A bike trail in the park that links to the top of the MTB Park - for access into the loop track on top of the park.

A minor widening of one small section of currently very narrow traverse above the 2 water tanks (it is challenging to ride and very difficult to push/walk a bike).

A maintenance of farm tracks down towards Weld Street - some sections are very rutted, loose and usually steep.

Do you think there are any additional facilities for Farm Park users that may be needed? (please include reasons)

I appreciate the 3 water fountains I have discovered.

Where do you think the focus should be for native restoration planting on the Wither Hills? (please include location and reasons)

Location

Gullies

Reasons

To allow creation of bird corridors and growth up the slopes when an appropriate environment has been created to nurture further spread.

What is your view of the management priorities for invasive species (weeds and pests)? (please include reasons)

It seems to be a lot of hard work. I would be happy to spend some time assisting if there was a volunteer day.

How important is maintaining the current landscape of the Wither Hills to you? (please include reasons)

Important

Reasons

I have come to love the Withers but a cloak of appropriate vegetation would also be beautiful.

Do you think there is a role for recreation concessions or hospitality services within the park? (please include reasons)

No

Reasons

Unsure what is meant by that.... I wouldn't want a coffee cart at the top.

Do you have any other feedback on matters you would like to see addressed through the management plan review?

Upload files here



MARLBOROUGH DISTRICT COUNCIL

Submission on Reviewing the Wither Hills Farm Park Management Plan

Submissions close Monday 15 May 2023

Submitter details:

First Name: David

Surname: Morgan

Organisation (if applicable): _____

Postal Address: _____



Contact details:

Phone: _____ (Daytime) Phone: _____ (Mobile)



Email: _____



I agree that the above email address can be used as my point of contact. Yes No


Information contained in a submission, including the name of the submitter but not contact details, will be made publicly available. Submitters have the right to access and correct personal information.

Return Submission to:

Parks Planner
Marlborough District Council
PO Box 443
Blenheim 7240

OR

Email: witherhills.planreview@marlborough.govt.nz



4. What is your primary entry and exit point to the Farm Park? (Tick one entry and one exit point)

	Entry	Exit
Mountain Bike Park	<input type="checkbox"/>	<input type="checkbox"/>
Rifle Range	<input type="checkbox"/>	<input type="checkbox"/>
Quail Stream (Forest Park Drive)	<input type="checkbox"/>	<input type="checkbox"/>
Weld Street	<input type="checkbox"/>	<input type="checkbox"/>
Redwood Street	<input type="checkbox"/>	<input type="checkbox"/>
Sutherland Stream (upper Redwood Street)	<input type="checkbox"/>	<input type="checkbox"/>
Dry Hills Lane (Mapp Track)	<input type="checkbox"/>	<input type="checkbox"/>
Cob Cottage	<input checked="" type="checkbox"/>	<input type="checkbox"/>
Other (please specify): _____		

5. What improvements to existing facilities within the Farm Park do you think are necessary? (please include reasons)

The ability to cycle from Cob Cottage to the Taylor area without having to descend through the Mountain Bike Park.

6. Do you think there are any additional facilities for Farm Park users that may be needed? (please include reasons)

Horse riding tracks

7. Where do you think the focus should be for native restoration planting on the Wither Hills? (please include location and reasons)

Location: _____

Reasons: _____

1. After soil conservation, what do you think are the next two most important objectives for managing the Farm Park into the future? (Please tick and include reasons for your choices)

- Biodiversity
- Fire
- Invasive species control
- Landscape
- Recreation

Other (please state):

Reasons: _____

2. Do you have any views on the farming activity in the Farm Park? (please include reasons)

Yes No

Reasons:

3. Do you agree with the suggested following actions to manage fire risk?

- | | Y | N |
|--|-------------------------------------|--------------------------|
| • Coordinate with Fire and Emergency New Zealand to increase for public awareness | <input checked="" type="checkbox"/> | <input type="checkbox"/> |
| • Control spark hazardous activities within the park linked to fire danger levels | <input checked="" type="checkbox"/> | <input type="checkbox"/> |
| • Remove all Eucalyptus species and Gorse | <input checked="" type="checkbox"/> | <input type="checkbox"/> |
| • Underplant exotic forest areas with either broadleaf hardwoods or lower flammability species | <input checked="" type="checkbox"/> | <input type="checkbox"/> |
| • Expand existing native planted areas | <input checked="" type="checkbox"/> | <input type="checkbox"/> |
| • Start transition of other high flammability species to lower flammability species | <input checked="" type="checkbox"/> | <input type="checkbox"/> |
| • Manage farm tracks and roads to assist in reducing fire spread | <input checked="" type="checkbox"/> | <input type="checkbox"/> |

Comments:



MARLBOROUGH DISTRICT COUNCIL

Submission on Reviewing the Wither Hills Farm Park Management Plan

Submissions close Monday 15 May 2023

Submitter details:

First Name: Jan

Surname: Bilton

Organisation (if applicable): _____

Postal Address: _____

Contact details:

Phone: _____ (Daytime) Phone _____ (Mobile)

Email: _____

I agree that the above email address can be used as my point of contact. Yes No

Information contained in a submission, including the name of the submitter but not contact details, will be made publicly available. Submitters have the right to access and correct personal information.

Return Submission to:

Parks Planner
Marlborough District Council
PO Box 443
Blenheim 7240

OR

Email: witherhills.planreview@marlborough.govt.nz

1. After soil conservation, what do you think are the next two most important objectives for managing the Farm Park into the future? (Please tick and include reasons for your choices)

- Biodiversity
- Fire
- Invasive species control
- Landscape
- Recreation
- Other (please state):

Reasons: Fire risks are top priority as it could wipe out all the hard work the council have committed to in the past. And prevent people from enjoying the existing amenities.

2. Do you have any views on the farming activity in the Farm Park? (please include reasons)

Yes No

Reasons: Great for city children to see animals up close.
Animals keep the grass under control. They radiate a calming influence.

3. Do you agree with the suggested following actions to manage fire risk?

- | | Y | N |
|--|-------------------------------------|--------------------------|
| • Coordinate with Fire and Emergency New Zealand to increase for public awareness | <input checked="" type="checkbox"/> | <input type="checkbox"/> |
| • Control spark hazardous activities within the park linked to fire danger levels | <input checked="" type="checkbox"/> | <input type="checkbox"/> |
| • Remove all Eucalyptus species and Gorse <u>gorse yes. Other is attractive but flammable</u> | <input checked="" type="checkbox"/> | <input type="checkbox"/> |
| • Underplant exotic forest areas with either broadleaf hardwoods or lower flammability species | <input checked="" type="checkbox"/> | <input type="checkbox"/> |
| • Expand existing native planted areas | <input checked="" type="checkbox"/> | <input type="checkbox"/> |
| • Start transition of other high flammability species to lower flammability species | <input checked="" type="checkbox"/> | <input type="checkbox"/> |
| • Manage farm tracks and roads to assist in reducing fire spread | <input checked="" type="checkbox"/> | <input type="checkbox"/> |

Comments: The Eucalyptus add atmosphere to the trails. If monitored, they should be kept. The native birds love them.

Trails and roads need upkeep to prevent people tripping. Plus helps reduce fire spread.

4. What is your primary entry and exit point to the Farm Park? (Tick one entry and one exit point)

	Entry	Exit
Mountain Bike Park	<input type="checkbox"/>	<input type="checkbox"/>
Rifle Range	<input type="checkbox"/>	<input type="checkbox"/>
Quail Stream (Forest Park Drive)	<input type="checkbox"/>	<input type="checkbox"/>
Weld Street	<input type="checkbox"/>	<input type="checkbox"/>
Redwood Street	<input type="checkbox"/>	<input type="checkbox"/>
Sutherland Stream (upper Redwood Street)	<input type="checkbox"/>	<input type="checkbox"/>
Dry Hills Lane (Mapp Track)	<input type="checkbox"/>	<input type="checkbox"/>
Cob Cottage	<input type="checkbox"/>	<input type="checkbox"/>
Other (please specify):	<u>Forest Park Drive entry + exit</u>	

5. What improvements to existing facilities within the Farm Park do you think are necessary?

(please include reasons)

Gates need to be better maintained. Catches
on gates leading from Rifle Range Place
require a fix.

Slash from trimming trees could easily catch fire
and should be removed.

6. Do you think there are any additional facilities for Farm Park users that may be needed?

(please include reasons)

If any other recreational space is
planned eg mountain bike skills park, it should
be situated away from popular walking and
bike trails. Many older people enjoy the
area planned for the skills park, plus younger
families. If bikes get out of control here
could be serious injuries. As I understand the rules
"bikes must give way to pedestrians"

7. Where do you think the focus should be for native restoration planting on the Wither Hills?

(please include location and reasons)

Location: Around base perimeters of the farm park.

Reasons: Give shade in summer and helps make a
firebreak.

Marlborough District Council
15 Seymour Street
PO Box 443
Blenheim 7240
New Zealand

Phone 00 64 3 520 7400
Email mdc@marlborough.govt.nz
Website www.marlborough.govt.nz
GST No. 50-430-960



Reference number

REF230546603

Submitted on

12/05/23

Wither Hills Farm Park Management Plan Review

First Name Nigel
Surname McCulloch
Organisation (if applicable)
Contact person (if applicable) Nigel Mark McCulloch
Postal address: [REDACTED]
Phone (daytime) [REDACTED]
Phone (mobile)
Email [REDACTED]
I agree that the above email address can be used as my service address for this submission Yes
Address for service (if different from above)

After soil conservation, what do you think are the next 2 most important objectives for managing the Farm Park into the future? (Please include reasons for your choices)

First most important Biodiversity
Second most important Recreation
Reasons Not sure of the Taylor river status with the wither hills park, but I think it should be because some portion of the hills must drain into it. My proposal is that river should be permanently fenced from at least the first bridge south of blenheim, why do cattle still have access to this waterway? This waterway runs right through the middle of blenheim!!!

Do you have any views on the farming activity in the Farm Park? (please include reasons) Yes

Reasons Same reason as above, couple of the larger gullies should be fenced and carefully planted out in natives (keeping the fire risks in mind) this would help keep animal waste and weeds washing down the hills toward the township

Do you agree with the suggested following actions to manage fire risk?

- Coordinate with Fire and Emergency New Zealand to increase for public awareness
- Control spark hazardous activities within the park linked to fire danger levels
- Remove all Eucalyptus species and Gorse
- Underplant exotic forest areas with either broadleaf hardwoods or lower flammability species
- Expand existing native planted areas
- Start transition of other high flammability species to lower flammability species

- Manage farm tracks and roads to assist in reducing fire spread

Comments

Sounds like you guys are on to it! Would love to see the Taylor river become part of the wither hills farm park reserve and fully protected from invasive animals and plants

What is your primary entry and exit point to the Farm Park? (Tick one entry and one exit point)

Entry Weld Street

Exit Cob Cottage

What improvements to existing facilities within the Farm Park do you think are necessary? (please include reasons) See above

Do you think there are any additional facilities for Farm Park users that may be needed? (please include reasons) See above

Where do you think the focus should be for native restoration planting on the Wither Hills? (please include location and reasons)

Location The gullies,

Reasons To prevent pollution entering the waterways

What is your view of the management priorities for invasive species (weeds and pests)? (please include reasons) Sounds good, should of started decades ago because of the nearness of blenheims population to the reserve

How important is maintaining the current landscape of the Wither Hills to you? (please include reasons) Important

Reasons Because of the above

Do you think there is a role for recreation concessions or hospitality services within the park? (please include reasons) No

Reasons Not sure

Do you have any other feedback on matters you would like to see addressed through the management plan review? Not really, but really concerned about the Taylor river being polluted by so close to a built up area

Upload files here

Marlborough District Council
15 Seymour Street
PO Box 443
Blenheim 7240
New Zealand

Phone 00 64 3 520 7400
Email mdc@marlborough.govt.nz
Website www.marlborough.govt.nz
GST No. 50-430-960



Reference number REF230546863
Submitted on 12/05/23

Wither Hills Farm Park Management Plan Review

First Name Jeannine
Surname Paul
Organisation (if applicable)
Contact person (if applicable)
Postal address: [Redacted]
Phone (daytime) [Redacted]
Phone (mobile) [Redacted]
Email [Redacted]
I agree that the above email address can be used as my service address for this submission Yes
Address for service (if different from above)

After soil conservation, what do you think are the next 2 most important objectives for managing the Farm Park into the future? (Please include reasons for your choices)

First most important Recreation
Second most important Recreation
Reasons Such an important facility for the town. We have lived on the farm boundary for 35 years and seen the transition of use from farm to recreation. The rules should recognise this.. Allow for horse riding, dogs on leash , as two examples.

Do you have any views on the farming activity in the Farm Park? (please include reasons) Yes
Reasons As above. The income to the town from the farm is minimal compared to more positive public use. Interesting to see the introduction of sheep with low grazing when concerns about erosion.

Do you agree with the suggested following actions to manage fire risk?
• Coordinate with Fire and Emergency New Zealand to increase for public awareness
• Control spark hazardous activities within the park linked to fire danger levels

Comments

What is your primary entry and exit point to the Farm Park? (Tick one entry and one exit point)

Entry Weld Street
Exit Other (please specify)
Other Harling Park

What improvements to existing facilities within the Farm

Park do you think are necessary? (please include reasons)

Do you think there are any additional facilities for Farm Park users that may be needed? (please include reasons)

Allow for increasing activities such as horse riding and dog walking on leash . Think of facilities to allow this eg gates instead of cattle stops. Or as well as.

Where do you think the focus should be for native restoration planting on the Wither Hills? (please include location and reasons)

Location

In the valleys perhaps

Reasons

I suspect the hills were native grasslands.. not native forest. They have their own beauty.

What is your view of the management priorities for invasive species (weeds and pests)? (please include reasons)

Don't have strong thoughts. I do remember a DOC manager asking me not to spray horse in the Soundscas it acts as a bursary for native bush that will eventually dominate.

How important is maintaining the current landscape of the Wither Hills to you? (please include reasons)

Not very important

Reasons

Do you think there is a role for recreation concessions or hospitality services within the park? (please include reasons)

No

Reasons

It's an area that the public enjoy so much and is quite busy.. its easy to enjoy and no need for guided groups. I do think other activities can be added now as previously suggested.. recreation dominates farm now.. it was the other way around 30 years ago and the change should be recognised

Do you have any other feedback on matters you would like to see addressed through the management plan review?

Upload files here

ROTARY CLUBS OF MARLBOROUGH



Date 12/05/2023

To the Parks Planner
Marlborough District Council
Blenheim

Attention Linda

Re Submission on Reviewing the Wither Hills Farm Park Management Plan.

Further to our recent meeting, we offer the following suggestions as to potential improvements to the amenities of the Wither Hills Farm.

These suggestions have evolved from discussions with users during and since refurbishing the Rotary Lookout a couple of years ago.

In submitting these suggestions at your request, our clubs are not making any commitment as to what our involvement could be, but we do wish to be involved where applicable and to meet with your consultant in due course. The main suggestions we have received include:

- A new shelter / picnic area incorporating and enhancing the utility of the Jane's seat lookout area.
- A replacement picnic table at the Rotary lookout.
- Setting up a number of QR code points at places of interest to enable visitors to understand points of interest as seen from the area and to learn something of the local history.
- The development of an electronic "passport" for visitors / kids to scan the QR codes and so tick off one by one the various points around the entire walking track network.
- Tidying up / repainting Stonehenge.
- Improving the kids "BMX" track at the Taylor Pass entrance to include some extra challenges for older kids and a beginners circuit for younger children - (as suggested to me by a mother up there last week)
- Providing a safe walking track alongside Alabama Road to complete a circuit from the Cobb Cottage end of the lower track to Riverlands and back to the tracks near Mitre 10 which already connect to the Sutherland Stream car park.
- Enabling organised 4WD access to the lookout areas from time to time for non-walkers.
- More cattle stops / fence crossings for bikes although these now seem well in hand.

Yours sincerely,

A handwritten signature in black ink, appearing to read "W Jock Struthers".

W Jock Struthers
For and on behalf of Rotary Clubs Blenheim and Blenheim South

Service Above Self

Marlborough District Council
15 Seymour Street
PO Box 443
Blenheim 7240
New Zealand

Phone 00 64 3 520 7400
Email mdc@marlborough.govt.nz
Website www.marlborough.govt.nz
GST No. 50-430-960



Reference number REF230548149
Submitted on 12/05/23

Wither Hills Farm Park Management Plan Review

First Name Rob
 Surname Dunn
 Organisation (if applicable)
 Contact person (if applicable)
 Postal address: [Redacted]
 Phone (daytime) [Redacted]
 Phone (mobile) [Redacted]
 Email [Redacted]
 I agree that the above email address can be used as my service address for this submission Yes
 Address for service (if different from above)

After soil conservation, what do you think are the next 2 most important objectives for managing the Farm Park into the future? (Please include reasons for your choices)

First most important Recreation
 Second most important Other (please state)
 Please state
 The recreation and health benefits the farm park provides is immense with public access being the no. one priority, after soil conservation.
 Fire poses a significant threat to the farm park, it's users and potentially its neighbours during dry months. Climate change will intensify weather extremes and increase fire risk and impact vegetation selection and survival.
 Landscape and biodiversity are also key values, with the hills providing Blenheim's backdrop. The park also supports many indigenous species with significant potential to increase this.
 To best manage fire risk and incorporate the above key values, an appropriate blend is required to achieve optimum land management outcomes. Strategic planning of vegetation cover and species for the various environments will be required to minimize risk and achieve optimum outcomes.
 Strategic pastoral grazing and green crop farming will also likely continue to be a useful management tool to reduce pastoral cover and fuel load.
 Reasons
 To provide clarity and establish the optimum balance between the often-conflicting key farm park objectives and values, an independent landscape assessment may assist to

this end.

Mick Abbott at Wildlab has recently completed an assessment and master landscape plan for Yealands vineyard and restoration plantings within similar topography. Mick has also worked on several trail projects with various Councils and Trusts and may prove a good fit. A master landscape plan would assess and determine the delicate balance between landscape and biodiversity values while incorporating the fire plan vegetation objectives to ensure park user safety.

Do you have any views on the farming activity in the Farm Park? (please include reasons)

Reasons

Farming is an integral component of the farm park management however must be compatible and integrated with the overall farm park values and objectives, being soil conservation, recreation, fire mitigation and additional key values.

Farm road access, fencing, water supply and pest control also need regular maintenance and renewals.

Monitoring to ensure soil conservation values are maintained and actively managed to ensure catchment integrity is retained. Monitoring also needs to incorporate farm operations and grazing regimes to integrate soil conservation and land management objectives.

Do you agree with the suggested following actions to manage fire risk?

- Coordinate with Fire and Emergency New Zealand to increase for public awareness
- Control spark hazardous activities within the park linked to fire danger levels
- Remove all Eucalyptus species and Gorse
- Expand existing native planted areas
- Start transition of other high flammability species to lower flammability species
- Manage farm tracks and roads to assist in reducing fire spread

Comments

These are good initiatives and increased fire risk signage may be appropriate to install when users enter higher risk zones within the park, ie; Quail or Sutherland Stream or the Mountain Bike Park.

What is your primary entry and exit point to the Farm Park? (Tick one entry and one exit point)

Entry

Redwood Street

Exit

Other (please specify)

Other

What improvements to existing facilities within the Farm Park do you think are necessary? (please include reasons)

The walking and Mtb tracks throughout the park require on-going monitoring and maintenance and scheduled upgrades to maintain to a safe and acceptable level of service.

All recreational structures, ie; bridges, stiles, pedestrian gates also require monitoring and maintenance to ensure they are safe and secure

The Mtb Park trails require more frequent maintenance as the downhill trails have steeper grades and erode more readily.

Trail name signs require completing within the Mtb park as many have not been completed.

A replacement sign programme should continue throughout the farm park when signs are past their best and monitoring

<p>Do you think there are any additional facilities for Farm Park users that may be needed? (please include reasons)</p>	<p>and maintenance of existing signs. The drinking fountains need to be regularly sampled and remain safe and operative as are well used by users, particularly over summer months.</p> <p>A new toilet in the vicinity of the Redwood Street carpark to primarily service Mt Vernon users. A permanent orienteering course within the farm park would be a great addition, for use by families, school groups or clubs. The new wider replacement bridge will be a good addition at Redwood Street entrance, as funded this year. The proposed Mtb Skills Park will be a great addition the park for a range of ages and bikers.</p>
<p>Where do you think the focus should be for native restoration planting on the Wither Hills? (please include location and reasons)</p>	
<p>Location</p>	<p>Indigenous restoration would be well suited to cooler southwest facing catchments within Sutherland Stream and/or similar sites within the crown block, further east. These would regenerate naturally with only weed control required if fenced and not grazed. Planting would speed up this process if desired. Restoration of the once dominant Silver Tussock, <i>Poa cita</i> within suitable higher slopes would assist with moisture retention, soil conservation, biodiversity and landscape values.</p> <p>Transition of vegetation within Quail Stream to less flammable species, can leave poplars and oaks etc, with selective removal only and some replanting. This transition process applies throughout all areas of the farm park where highly flammable exotic species are present.</p>
<p>Reasons</p>	<p>To increase indigenous biodiversity within the farm park, to sequester carbon, and expand the existing 45 hectare QEII Covenant area. This aligns with the MEP, National Biodiversity Strategy and UN guidelines.</p>
<p>What is your view of the management priorities for invasive species (weeds and pests)? (please include reasons)</p>	<p>Proactive and on-going invasive weed control is essential to achieve desired species cover and deliver landscape, biodiversity, biosecurity and fire plan objectives. Some species that pose a threat within the farm park include; old mans beard, pampas, briar, wattle, Cupressus, sycamore, barberry, boxthorn.</p>
<p>How important is maintaining the current landscape of the Wither Hills to you? (please include reasons)</p>	<p>Important</p>
<p>Reasons</p>	<p>A significant backdrop to Blenheim and Wairua plains and important to retain natural land forms and ridgelines. Plantings should follow natural contours and remain within gullies and below 60 metres.</p>
<p>Do you think there is a role for recreation concessions or hospitality services within the park? (please include reasons)</p>	<p>Yes</p>
<p>Reasons</p>	<p>Any concession should not impact negatively on other park users experience. A low key mobile or container style cafe and seating would be complimentary to the farm park if positioned adjacent to</p>

the Rifle Range carpark.

Do you have any other feedback on matters you would like to see addressed through the management plan review? Wind turbines would provide an income stream from the farm park however public safety, opposition and noise issues may prove it unviable.

A buffer strip behind the Taylor Pass Rd properties may be useful to prevent repeat issues with stock and fire risk management.

There is potential for additional Mtb and walking/running tracks within less used areas of the farm park.

Upload files here

Marlborough District Council
15 Seymour Street
PO Box 443
Blenheim 7240
New Zealand

Phone 00 64 3 520 7400
Email mdc@marlborough.govt.nz
Website www.marlborough.govt.nz
GST No. 50-430-960



Reference number REF230548891
Submitted on 12/05/23

Wither Hills Farm Park Management Plan Review

First Name Penny
Surname Wardle
Organisation (if applicable) Forest & Bird Marlborough
Contact person (if applicable)
Postal address:
Phone (daytime)
Phone (mobile)
Email
I agree that the above email address can be used as my service address for this submission Yes
Address for service (if different from above)

After soil conservation, what do you think are the next 2 most important objectives for managing the Farm Park into the future? (Please include reasons for your choices)

First most important Biodiversity
Second most important Recreation
Reasons Especially the QEII covenant which was badly damaged by fire is a valuable remnant of kanuka forest which is returning. There is an opportunity to control weeds and plant, to restore this site and also extend what is now a very rare dryland South Marlborough site. It is unfortunate it was sown in grass after the fire and professional advice should be sought on how to aid recovery. The park is a very popular place for walking and biking and having indigenous cover would enhance walkers'/bikers' experience.

Do you have any views on the farming activity in the Farm Park? (please include reasons) Yes

Reasons Yes, but with suitable stock from an erosion, biodiversity protection and public safety perspective. The occasional steer has become too used to humans on the ridgeline above Sutherland Stream, and aggressive. More emphasis could be placed on cattle trading stock rather than sheep for better grass control, although there can be issues when the ground is very wet. Bulldozing of access tracks is causing erosion. Professional advice should be sought on how to manage the farm for the multiple priorities.

Do you agree with the suggested following actions to manage fire risk?

- Coordinate with Fire and Emergency New Zealand to increase for public awareness

- Control spark hazardous activities within the park linked to fire danger levels
- Expand existing native planted areas
- Start transition of other high flammability species to lower flammability species
- Manage farm tracks and roads to assist in reducing fire spread

Comments

Forest & Bird Marlborough suggests that a wide range of advice be sought including from biodiversity experts including QEII National Conservation Trust. Retain eucalypts as they provide feed to bellbirds and probably other native species when there is a shortage. Continue control of silver poplar. Avoid pinus plantings and remove any wildings (including pinaster). From now on, any new plantings should be native although historic plantings should, where suitable, be retained.

What is your primary entry and exit point to the Farm Park? (Tick one entry and one exit point)

Entry

Other (please specify)

Other

different members use different exits and entrances

Exit

Other (please specify)

Other

different members use different entrances and exits

What improvements to existing facilities within the Farm Park do you think are necessary? (please include reasons)

The existing track network for walkers and bikers should be extended – all farm tracks could be used by recreational users, and access made available to all ridge lines between streams. More provision of intermediate tracks, like the one from Redwood St to Riverlands.

Do you think there are any additional facilities for Farm Park users that may be needed? (please include reasons)

Where do you think the focus should be for native restoration planting on the Wither Hills? (please include location and reasons)

Location

QEII covenant, riparian, slip-prone slopes, mid-slope tracks, spurs, awkward corners for stock, with a plan to eventually cover much of the farm park.

Reasons

Have a plan to eventually return large areas of the farm to indigenous cover including tussock as well as kanuka, kowhai, totara - species identified which originally grew here where natives can easily be planted and maintained and weeds and pests. There are very few areas of indigenous South Marlborough vegetation remaining. The Marlborough District Council with its biodiversity responsibilities should do its best to remedy this, with help from the community including Forest & Bird volunteers.

What is your view of the management priorities for invasive species (weeds and pests)? (please include reasons)

Ecological and farming weed and pest threats should be assessed and a three-year plan written and followed. Rabbits should be controlled as a threat to plantings, all cats found here trapped and killed as they are a threat to native bird species. Ideally, people within a set distance from the Park should not be allowed to own cats, or they should be microchipped. Continue needlegrass and nassella control.

How important is maintaining the current landscape of the Wither Hills to you? (please include reasons)

Important

Reasons

It is an open backdrop to the town offering multiple recreational opportunities while protecting vulnerable soils.

It is wonderful that there are no houses here, although they are creeping onto the lower slopes. This gives dark night skies. Having a QEII covenant on the edge of town that is publicly accessible is wonderful for the environment and people of Blenheim and visitors.

Do you think there is a role for recreation concessions or hospitality services within the park? (please include reasons)

No

Reasons

A coffee cart in the carpark or cafe would be good, on the fringe but not within the park. This is a publicly owned and enjoyed place.

Do you have any other feedback on matters you would like to see addressed through the management plan review?

Forest & Bird may like to become involved in planting/weed control in the Farm Park. There is otherwise potential for a Friends of the Park, with volunteers helping out not only with e.g. mountain bike tracks which already happens but also planting and weed and pest control. It is so close to town that there would be many volunteers. Extend plantings down Sutherland Stream through the town, suited to this ephemeral stream. There are weeds like agapanthus growing here and also natives that neighbours have planted which are thriving, and many exotic trees.

Upload files here

Marlborough District Council
15 Seymour Street
PO Box 443
Blenheim 7240
New Zealand

Phone 00 64 3 520 7400
Email mdc@marlborough.govt.nz
Website www.marlborough.govt.nz
GST No. 50-430-960



Reference number REF230549450
Submitted on 13/05/23

Wither Hills Farm Park Management Plan Review

First Name Mondo
Surname Kopua
Organisation (if applicable) Marlborough Orienteering Club (inc)
Contact person (if applicable) Mondo Kopua
Postal address: [REDACTED]
Phone (daytime) [REDACTED]
Phone (mobile) [REDACTED]
Email [REDACTED]
I agree that the above email address can be used as my service address for this submission Yes
Address for service (if different from above)

After soil conservation, what do you think are the next 2 most important objectives for managing the Farm Park into the future? (Please include reasons for your choices)

First most important Recreation
Second most important Biodiversity
Reasons
The park offers a vast range (existing and potentially new) of recreation within close proximity to Blenheim residents. It is also popular with Marlborough residents and visitors - domestic and international. The back drop is iconic. The potential for other forms of recreation to access and use the farm park are also possibilities.
Creating more biodiversity may address some of the other objectives i.e. Fire, Invasive Species Control and Landscape. There is an opportunity for Council to have areas of the farm park as examples for biodiversity that can be shared with landowners.

Do you have any views on the farming activity in the Farm Park? (please include reasons) Yes
Reasons

While some farming activities can limit or restrict recreational use at certain times of the year this isn't considered an issue for our club.

Do you agree with the suggested following actions to manage fire risk?

- Coordinate with Fire and Emergency New Zealand to increase for public awareness
- Control spark hazardous activities within the park linked to fire danger levels
- Remove all Eucalyptus species and Gorse

- Expand existing native planted areas
- Manage farm tracks and roads to assist in reducing fire spread

Comments

All highly flammable species, especially exotic specie, should be used. Any felling or trimming the material should be chipped on site and spread rather than leaving lots of dead branches lying around.

The pine trees within the Mtb Park should be removed. The seeds are a source for spread of wilding pines downwind of these.

What is your primary entry and exit point to the Farm Park? (Tick one entry and one exit point)

Entry

Rifle Range

Exit

Rifle Range

What improvements to existing facilities within the Farm Park do you think are necessary? (please include reasons)

More of the crossings on the cycleways especially with the increase use of E-bikes which are too heavy to lift over the traditional stiles.

Do you think there are any additional facilities for Farm Park users that may be needed? (please include reasons)

A toilet at the Mtb car park for obvious reasons.

A larger toilet at the Redwood Street car park for obvious reasons.

Where do you think the focus should be for native restoration planting on the Wither Hills? (please include location and reasons)

Location

Areas to replace exotic/high flammable species.
Erosion prone areas.
Water courses/gullies

Reasons

Native spp more appropriate however keeping in mind any native spp that are low flammable.
Erosion control/reduction.
Flood control/protection. Improve water quality.

What is your view of the management priorities for invasive species (weeds and pests)? (please include reasons)

Control of Nassella should be a high priority given its invasive and ability to rapidly spread to not only other areas of the farm park but adjoining landowners.

How important is maintaining the current landscape of the Wither Hills to you? (please include reasons)

Important

Reasons

The hills are an iconic backdrop to the Blenheim town. That said the opportunity to create more biodiversity using native species will change the current landscape but it will bring many other values and benefits.

Do you think there is a role for recreation concessions or hospitality services within the park? (please include reasons)

Yes

Reasons

Opportunities for recreation by commercial operators and hospitality services with appropriate conditions etc should be considered on their merits, operators and values including employment.

Do you have any other feedback on matters you would like to see addressed through the management plan review?

Upload files here



MARLBOROUGH DISTRICT COUNCIL

Submission on Reviewing the Wither Hills Farm Park Management Plan

Submissions close Monday 15 May 2023

Submitter details:

First Name: Tom

Surname: Stein

Organisation (if applicable): QEII National Trust

Postal Address: [REDACTED]

Contact details:

Phone: [REDACTED]

I agree that the above email address can be used as my point of contact. Yes

Information contained in a submission, including the name of the submitter but not contact details, will be made publicly available. Submitters have the right to access and correct personal information.

Return Submission to:

Parks Planner
Marlborough District Council
PO Box 443
Blenheim 7240

OR

Email: witherhills.planreview@marlborough.govt.nz

1. After soil conservation, what do you think are the next two most important objectives for managing the Farm Park into the future? (Please tick and include reasons for your choices)

- **Biodiversity** ✓
- Fire
- Invasive species control
- Landscape
- **Recreation** ✓

Reasons:

At 1120ha, The Wither Hills Farm Park is the largest area of Marlborough lowland drylands in public ownership. There are very few areas of protected lowland drylands in Marlborough with most of those in private ownership protected by QEII Trust covenants. Marlborough is home to a number of endemic plant, reptile and invertebrate species found nowhere else in the country. With very few protected areas in South Marlborough the Wither Hills is an ideal place to protect and restore a large area to protect this special biodiversity. An area of this size and accessibility to the public is unlikely to present itself for protection in the foreseeable future. Being right on Blenheim's doorstep, the Wither Hills farm park offers a variety of both passive and active recreational opportunities to the people of Blenheim (and further abroad). This is a treasure that provides for the physical and mental wellbeing of the people of Marlborough and as such adds to the desirability of Marlborough as a place to live. The provision of this low impact and sustainable recreation is entirely compatible with the restoration and conservation of the biodiversity values of this site.

2. Do you have any views on the farming activity in the Farm Park? (please include reasons)

Yes

Reasons:

Having an example of a working farm that is accessible to the increasingly urbanised people of Marlborough is of significant value. Providing the opportunity for people to observe and interact with modern farming practises will enable those who would normally have little interaction with the agricultural environment, to experience first-hand these processes from whence much of the country's income is derived.

However, given the high ecological and recreational value of the Wither Hills Farm Park, farming here should be seen as primarily a management tool with which to better manage the erosion, conservation, recreation and fire risks to this area and as such should be used accordingly. Ensuring that grass and weed growth is kept in check should be the primary objective of running livestock in this location. Too often running a profitable farm business gets in the way of the most important values of the Wither Hills and so the farm operation should always be seen as subservient to and supportive of the needs of erosion control, biodiversity and recreation management. This may reduce the desirability of a commercially leased operation.

3. Do you agree with the suggested following actions to manage fire risk? Y N

- Coordinate with Fire and Emergency New Zealand to increase for public awareness. **Yes**
- Control spark hazardous activities within the park linked to fire danger levels. **Yes**
- Remove all Eucalyptus species and Gorse. **Maybe**
- Underplant exotic forest areas with either broadleaf hardwoods or lower flammability species. **Yes**
- Expand existing native planted areas. **Yes**
- Start transition of other high flammability species to lower flammability species. **Maybe**
- Manage farm tracks and roads to assist in reducing fire spread. **Yes**

Comments:

Given the past experience with fire in the Wither Hills it is important that consideration should be given to the risks posed by fire. The greatest threat from a significant fire is the potential loss of life and destruction of houses and property adjoining the farm park. With this in mind, the majority of fire prevention effort should be focused within a buffer area between the park and the private residential land. In this area it makes good sense to ensure that the growth of highly flammable vegetation such as pines, eucalyptus, gorse and rank grass are kept to a minimum and low flammability short grass and broadleaf vegetation is encouraged.

Other areas further from the adjoining residential properties will however present a lower fire risk and so existing exotic vegetation could be retained in the medium term, as the shelter it provides enables the rapid regeneration of native broadleaf species. Similarly, the predominant native tree species that thrives in this environment is kanuka, which many consider to be a fire risk. If the restoration of the native vegetation of the Wither Hills is to be a goal, then the presence of kanuka will need to be accepted but could be planned to take place away from the residential buffer to prevent a risk to life and property.

It needs to be remembered that most of the vegetation that burned in the Boxing Day fires was rank grass. It was the rank grass that carried the fire to the kanuka in the QEII Covenant in Sutherland Stream and not the other way around.

Isolated areas of eucalyptus, kanuka or even gorse are unlikely to be a risk on their own.

4. What is your primary entry and exit point to the Farm Park? (Tick one entry and one exit point)

Sutherland Stream (upper Redwood Street) for both entry and exit.

5. What improvements to existing facilities within the Farm Park do you think are necessary? (please include reasons)

Tracks are currently well maintained and with clear signage. This should be maintained, and the network expanded to further encourage active recreation. Interpretive signs are currently well placed, and these could also be added to over time.

Stock fences are not always up to scratch and there have been regular incursions of stock into the Sutherland Stream Covenant over the years. They will need to be regularly checked and maintained especially as other areas are retired from grazing.

6. Do you think there are any additional facilities for Farm Park users that may be needed? (please include reasons). N/A

7. Where do you think the focus should be for native restoration planting on the Wither Hills? (please include location and reasons)

Location:

- 1. The clearance of highly flammable exotic vegetation and replanting of low flammability native broadleaf species in the residential buffer zones is of the highest priority to protect life and property from wildfire.*
- 2. Replacement of the areas of weedy exotic vegetation (ie pines and wattles) with appropriate native species (ie kanuka) should be the next priority to prevent the spread of weed seeds into other areas that are to be restored in the future.*
- 3. Any areas of existing native vegetation and any/all of the steep sided gullies and faces. These steeper and wetter sites are both most likely to suffer from erosion and are conversely also the best sites to regenerate and replant native vegetation. The dryer ridgelines could be left open for easy access and to provide fire breaks.*

Comments:

People skilled in the planning of native vegetation restoration projects need to be involved in deciding what areas need to be planted and what species are best suited for the environment. The long-term goal (and we need to think long-term) is to enable the natural vegetation of the Wither Hills to be returned. It is not the domain of landscape gardeners, amenity parkland managers or foresters lest we end up with a mish mash of weedy exotic trees, inappropriate native species and failed plantings similar to that which exists in many of the existing planted areas of the Wither Hills.

8. What is your view of the management priorities for invasive species (weeds and pests)? (please include reasons)

Weed and pest control should be built into any restoration project as it will be more difficult to restore areas for biodiversity or recreation without first managing the weeds and pest species that could impinge on this.

- 1. The highest priority weed species would be those that fall under the RPMS as there is a legal responsibility to control these that all landowners are required to meet.*
- 2. The clearance of highly flammable weeds in the residential buffer zone.*
- 3. The next highest priority should be any species that will hinder the establishment on native biodiversity. The DOC weediness score can guide these choices. <https://www.doc.govt.nz/globalassets/documents/science-and-technical/SciencePoster21.pdf>*
- 4. Other weeds that will have a detrimental visual or reputational risk.*

Pest animal species should be controlled dependant on the values that are being protected and the long-term restoration goals of the areas.

9. How important is maintaining the current landscape of the Wither Hills to you? (please include reasons)

- Important
- **Not very important.**

Reasons: *The current landscape of the Wither Hills is the result of hundreds of years of human modification in the form of removing the forests and encouraging exotic grasslands. It is important that the backdrop to Blenheim retains a natural and undeveloped appearance, but it is important to remember that just because we are used to the tawny brown hills that is currently there does not mean that is what should be there in the future.*

10. Do you think there is a role for recreation concessions or hospitality services within the park? (please include reasons) N/A

11. Do you have any other feedback on matters you would like to see addressed through the management plan review? N/A

Marlborough District Council
15 Seymour Street
PO Box 443
Blenheim 7240
New Zealand

Phone 00 64 3 520 7400
Email mdc@marlborough.govt.nz
Website www.marlborough.govt.nz
GST No. 50-430-960



Reference number REF230549882
Submitted on 14/05/23

Wither Hills Farm Park Management Plan Review

First Name James
 Surname Gilmour
 Organisation (if applicable)
 Contact person (if applicable)
 Postal address: [Redacted]
 Phone (daytime) [Redacted]
 Phone (mobile)
 Email [Redacted]
 I agree that the above email address can be used as my service address for this submission Yes
 Address for service (if different from above)

After soil conservation, what do you think are the next 2 most important objectives for managing the Farm Park into the future? (Please include reasons for your choices)

First most important Recreation
 Second most important Biodiversity
 Reasons Recreation reserve on attached to a growing town. As the back drop to the tow there is a real opportunity to improve the areas bidiversity.

Do you have any views on the farming activity in the Farm Park? (please include reasons) Yes
 Reasons

Farming is a management tool to deliver the primary objectives of the reserve and if possible provide economic return. The current situation provides farming with too much control over the reserve to the detriment of the primary objectives. Farming can continue going forward but the balance needs to be in favour of the primary objectives with the farm operation fitting in around those.

- Do you agree with the suggested following actions to manage fire risk?
- Coordinate with Fire and Emergency New Zealand to increase for public awareness
 - Control spark hazardous activities within the park linked to fire danger levels
 - Remove all Eucalyptus species and Gorse
 - Expand existing native planted areas
 - Start transition of other high flammability species to lower flammability species
 - Manage farm tracks and roads to assist in reducing fire spread

Comments

What is your primary entry and exit point to the Farm Park? (Tick one entry and one exit point)

Entry	Other (please specify)
Other	Fyffe street
Exit	Other (please specify)
Other	Fyffe Street

What improvements to existing facilities within the Farm Park do you think are necessary? (please include reasons)	Further expansion of the track network with mid slope options. I would also like to see some of the existing tracks be made into shared use tracks, particularly where these tracks can be used by bikes to climb up to the upper tracks. Sutherland Stream track , Reserve ridge track, Lower Quail Stream and upper Quail stream could all provide all season access to the upper track (Vernon Loop). Reopen Middle Track
---	--

Do you think there are any additional facilities for Farm Park users that may be needed? (please include reasons)	Total support for the MTB skills areas development. I believe this should be stage one with further expansion in the future.
--	--

Where do you think the focus should be for native restoration planting on the Wither Hills? (please include location and reasons)

Location	Sutherland Stream
-----------------	-------------------

Reasons	Opportunity to build on the QE11 covenasnt area and extend up slope and further up valley.
----------------	--

Location	Along the Mapp Track
-----------------	----------------------

Reasons	Create a wildlife corridor linking valleys as well as provided shade and fire reduction along the foot hills.
----------------	---

What is your view of the management priorities for invasive species (weeds and pests)? (please include reasons)	Good work as already been achieved managing gorse, needle grass etc this should be consolidated and extended as a priority of this plan.
--	--

How important is maintaining the current landscape of the Wither Hills to you? (please include reasons)	Not very important
--	--------------------

Reasons	There is an opportunity to increase tree cover and this shouldn't be resisted on artificial landscape preservation of the current (modern) landscape.
----------------	---

Do you think there is a role for recreation concessions or hospitality services within the park? (please include reasons)	Yes
--	-----

Reasons	Rifle range car park could work as a location for a coffee type business.
----------------	---

Do you have any other feedback on matters you would like to see addressed through the management plan review?	Night time access needs to be enabled rather than discouraged.
--	--

Upload files here

From: [REDACTED]
To: [Wetherhills Planreview](#)
Subject: CM: Wether Hills Farm Park Management Plan Review
Date: Monday, 15 May 2023 6:46:22 a.m.

EXTERNAL EMAIL: Do not click any links or open any attachments unless you trust the sender and know the content is safe.

Submission Ref230549882

Hi

I hope you can help as I note in my submission above that I forgot to include reference to opening up access for dog walkers.

I think this could go under the topic of farming activity as I would suggest this is the core reason dogs are not allowed but this could also go under 'What improvements...' section

I see real opportunity, particularly along the lower tracks and Mapp Track for dogs walking loops from town. However the stream walks would also lend themselves to dog walking. I think dogs on leash access similar to Grovetown Lagoons is appropriate but there may be locations where dogs off leash could be considered.

Please can this be added to my submission?

Kind regards
James

Marlborough District Council
15 Seymour Street
PO Box 443
Blenheim 7240
New Zealand

Phone 00 64 3 520 7400
Email mdc@marlborough.govt.nz
Website www.marlborough.govt.nz
GST No. 50-430-960



Reference number REF230551780
Submitted on 15/05/23

Wither Hills Farm Park Management Plan Review

First Name Adrienne
Surname James

Organisation (if applicable)
Contact person (if applicable)

Postal address: [Redacted]
Phone (daytime) [Redacted]
Phone (mobile)
Email [Redacted]

I agree that the above email address can be used as my service address for this submission Yes

Address for service (if different from above)

After soil conservation, what do you think are the next 2 most important objectives for managing the Farm Park into the future? (Please include reasons for your choices)

First most important Recreation
Second most important Biodiversity
Reasons Wither Hills provide the only opportunity for a high intensity walk in the Blenheim area as everywhere else is flat. Restoring the native biodiversity of Wither Hills would be an amazing achievement and provide a meaningful backdrop to Blenheim and improve the recreation experience for locals and visitors.

Do you have any views on the farming activity in the Farm Park? (please include reasons) Yes

Reasons The Wither Hills Park could better achieve council and community objectives by limiting farming practices in the park, where other solutions for erosion and fire control have been discounted. A transition to this could be to consider removing 'Farm Park' from the name of the reserve.

Do you agree with the suggested following actions to manage fire risk?

- Coordinate with Fire and Emergency New Zealand to increase for public awareness
- Control spark hazardous activities within the park linked to fire danger levels
- Remove all Eucalyptus species and Gorse
- Expand existing native planted areas
- Manage farm tracks and roads to assist in reducing fire spread

Comments

Use native planting. Combine roaring/tracks/fire breaks with recreation opportunities where possible

What is your primary entry and exit point to the Farm Park? (Tick one entry and one exit point)

Entry

Exit

What improvements to existing facilities within the Farm Park do you think are necessary? (please include reasons) Provide at least one dog friendly pathway to provide the only dog friendly hill walk available in Blenheim.

Do you think there are any additional facilities for Farm Park users that may be needed? (please include reasons)

Where do you think the focus should be for native restoration planting on the Wither Hills? (please include location and reasons)

Location

Reasons

Location

Reasons

What is your view of the management priorities for invasive species (weeds and pests)? (please include reasons)

How important is maintaining the current landscape of the Wither Hills to you? (please include reasons) Not very important

Reasons

Not import as farmland. Support move to full restoration of native forest and associated landscape benefits.

Do you think there is a role for recreation concessions or hospitality services within the park? (please include reasons) Yes

Reasons

Support more temporary facilities such as a coffee cart - these do a fantastic job and can be provided as a trial to start.

Do you have any other feedback on matters you would like to see addressed through the management plan review? Would like to see a report on potential opportunities to allow park users walking with their dogs access to at least one walking track on the Wither Hills. This should cover ways to manage current risks to the farm, which is given as the reason for not allowing dog access. This could include: positive health and recreation benefits of providing a hill climb where people can take their dogs, only dogs on a lead, one fenced track to protect stock (eg alongside the mountain biking section), forest restoration, increased engagement of the dog walking community, signage and compliance. Funding could be considered from dog licensing as a number of dog walkers prefer to exercise with their dogs rather than using a passive dog park. The dog access/fenced section could be maintained by hand for fire risk over the winter and shoulder seasons and possibly use stock ie closed for dogs over peak fire section.

As an active dog walker, it is disappointing that there are no dog accessible tracks close to Blenheim that provide good exercise for people as well. There are hill tracks around Picton, but harder to get to especially after work. As one of the Council’s primary objectives is “Recreation”, ways to enhance these opportunities should be considered. Also recommend Council reviews the objective to “Preserve and enhance aesthetic values”. Aesthetic values can change

with communities values. By preserving the current grassed farm landscape, you are preventing opportunities for others values such as biodiversity, native forest restoration and mitigating climate change to be considered for the park.

Upload files here

Marlborough District Council
15 Seymour Street
PO Box 443
Blenheim 7240
New Zealand

Phone 00 64 3 520 7400
Email mdc@marlborough.govt.nz
Website www.marlborough.govt.nz
GST No. 50-430-960



Reference number REF230551970
Submitted on 15/05/23

Wither Hills Farm Park Management Plan Review

First Name Michaela
 Surname Rush
 Organisation (if applicable)
 Contact person (if applicable)
 Postal address: [REDACTED]
 Phone (daytime) [REDACTED]
 Phone (mobile)
 Email [REDACTED]
 I agree that the above email address can be used as my service address for this submission Yes
 Address for service (if different from above)

After soil conservation, what do you think are the next 2 most important objectives for managing the Farm Park into the future? (Please include reasons for your choices)

First most important Fire
 Second most important Recreation
 Reasons Fire has a great impact on the environment of the farm and closes it to recreational use

Do you have any views on the farming activity in the Farm Park? (please include reasons) No
 Reasons Whilst farming helps maintain the hills and provides an income to the council, it's currently restricting opportunities around biodiveristy, soil conservation, restoration of native forests/woodlands and doesn't mitigate climate change Hopefully within this review some of this opportunities will be addressed

Do you agree with the suggested following actions to manage fire risk?

- Coordinate with Fire and Emergency New Zealand to increase for public awareness
- Remove all Eucalyptus species and Gorse
- Underplant exotic forest areas with either broadleaf hardwoods or lower flammability species
- Expand existing native planted areas
- Start transition of other high flammability species to lower flammability species
- Manage farm tracks and roads to assist in reducing fire spread

Comments

What is your primary entry and exit point to the Farm Park? (Tick one entry and one exit point)

Entry

Quail Stream (Forest Park Drive)

Exit

Quail Stream (Forest Park Drive)

What improvements to existing facilities within the Farm Park do you think are necessary? (please include reasons)

Do you think there are any additional facilities for Farm Park users that may be needed? (please include reasons)

Where do you think the focus should be for native restoration planting on the Wither Hills? (please include location and reasons)

Location

Around gullies and areas where soil erosion has been identified or could occur soon

Reasons

Given the increasing amount of weather events, stabilisation of area is necessary to protect the land and the community living at the base on the hills and along streams that are fed from the hills

What is your view of the management priorities for invasive species (weeds and pests)? (please include reasons)

It's important that it's part of the plan given how easily invasive species can take hold

It will be important to come up with a sustainable management plan that is operationally viable and taken into consideration the increased recreation use of the area

How important is maintaining the current landscape of the Wither Hills to you? (please include reasons)

Important

Reasons

It's a viewable from my property and an asset to the province and community

Do you think there is a role for recreation concessions or hospitality services within the park? (please include reasons)

Yes

Reasons

there's the potential to provide local food truck business the opportunity to operate in specific areas on a regular basis providing food and drink to users of the area
May aid in bringing people into the park knowing they can get a coffee after their walk/run/bike without having to meet elsewhere

Do you have any other feedback on matters you would like to see addressed through the management plan review?

As a dog owner, it would be great to have access to part of the Farm Park to be able to walk with my dog that isn't flat or a dog park. Currently you have to travel to find a sloped area to be able to do so, which post work cuts into available time especially in winter.

There are surely ways to manage access that opens an area to dog owners (of which there is a large number in Blenheim) whilst managing the risk to the operating farm. Funding could be considered via dog licensing

Upload files here

Marlborough District Council
15 Seymour Street
PO Box 443
Blenheim 7240
New Zealand

Phone 00 64 3 520 7400
Email mdc@marlborough.govt.nz
Website www.marlborough.govt.nz
GST No. 50-430-960



Reference number REF230552405
Submitted on 15/05/23

Wither Hills Farm Park Management Plan Review

First Name Sara
 Surname Larcombe
 Organisation (if applicable)
 Contact person (if applicable)
 Postal address: [Redacted]
 Phone (daytime) [Redacted]
 Phone (mobile)
 Email [Redacted]
 I agree that the above email address can be used as my service address for this submission Yes
 Address for service (if different from above)

After soil conservation, what do you think are the next 2 most important objectives for managing the Farm Park into the future? (Please include reasons for your choices)

First most important Biodiversity
 Second most important Recreation
 Reasons At 1120ha, the Wither Hills Farm Park is the largest area of lowland Marlborough drylands in public ownership. There are very few areas of protected drylands in Marlborough, with most of those in private ownership. The Wither Hills is an ideal place to protect and restore an area to enhance biodiversity. An area of this size and accessible to the public is unlikely to present itself in the foreseeable future.

The Wither Hills farm park is right on Blenheim’s doorstep and currently offers a variety of active recreation opportunities to the people of Blenheim (and further abroad). Conservation activities can readily be undertaken alongside recreation. This is a facility to treasure for the good of the people and environment of Marlborough.

Do you have any views on the farming activity in the Farm Park? (please include reasons) Yes
 Reasons

In this location farming should be seen as a tool to manage the conservation, recreation and fire risks to this area and as such should be managed accordingly. The farm operation should always be subservient to and supportive of the needs of biodiversity, recreation and farm management.

Do you agree with the suggested following actions to

- Coordinate with Fire and Emergency New Zealand

manage fire risk?

to increase for public awareness

- Control spark hazardous activities within the park linked to fire danger levels
- Underplant exotic forest areas with either broadleaf hardwoods or lower flammability species
- Expand existing native planted areas
- Manage farm tracks and roads to assist in reducing fire spread

Comments

While it is obvious that fire is a constant threat in dryland Marlborough, the management of fire risks needs to be assessed in a scientific manner and not with a knee jerk reaction. The primary ignition source of fire in South Marlborough would appear to be long grass so this is the threat that should be managed most carefully. The highest risk from a fire is the destruction of houses adjoining the farm park, and this is the area where there needs to be a sufficient buffer of low flammability material to prevent fire spread.

Isolated areas of eucalyptus, gorse, or even kanuka for that matter are unlikely to be a risk on their own.

What is your primary entry and exit point to the Farm Park? (Tick one entry and one exit point)

Entry

Redwood Street

Exit

Redwood Street

What improvements to existing facilities within the Farm Park do you think are necessary? (please include reasons)

Tracks are currently well maintained and with clear signage. This should be maintained to encourage active recreation. Stock fences are not always up to scratch and need to be regularly checked and maintained.

Do you think there are any additional facilities for Farm Park users that may be needed? (please include reasons)

n/a

Where do you think the focus should be for native restoration planting on the Wither Hills? (please include location and reasons)

Location

Any/all of the steep sided gullies and faces. The ridgelines could be left open for access and fire breaks.

Reasons

These areas have low productive values and are prone to erosion. Conversely the shelter of steep gullies often provide the protection needed for native species to establish.

What is your view of the management priorities for invasive species (weeds and pests)? (please include reasons)

This should be a high priority as it will be difficult to restore areas for biodiversity or recreation without managing the weeds and pest that could impinge on this.

How important is maintaining the current landscape of the Wither Hills to you? (please include reasons)

Not very important

Reasons

The current landscape of the Wither Hills is the result of hundreds of years of human modification in the form of removing the forests and encouraging exotic grasslands. It is important that the backdrop to Blenheim retains a natural and undeveloped appearance, but it is important to remember that just because we are used to what is currently there does not mean that that is what should be currently there.

Do you think there is a role for recreation concessions or hospitality services within the park? (please include

No

reasons)

Reasons

Do you have any other feedback on matters you would like to see addressed through the management plan review?

Upload files here

Marlborough District Council
15 Seymour Street
PO Box 443
Blenheim 7240
New Zealand

Phone 00 64 3 520 7400
Email mdc@marlborough.govt.nz
Website www.marlborough.govt.nz
GST No. 50-430-960



Reference number REF230552568
Submitted on 15/05/23

Wither Hills Farm Park Management Plan Review

First Name Fraser
Surname Brown
Organisation (if applicable) Marlborough Mountain Bike Club
Contact person (if applicable) Fraser Brown
Postal address: [REDACTED]
Phone (daytime) [REDACTED]
Phone (mobile)
Email [REDACTED]
I agree that the above email address can be used as my service address for this submission Yes
Address for service (if different from above)

After soil conservation, what do you think are the next 2 most important objectives for managing the Farm Park into the future? (Please include reasons for your choices)

First most important Recreation
Second most important Landscape
Reasons Mountain Biking as a sport, and as a recreational activity continues to grow exponentially. Council has invested significant funds into other sporting facilities (eg the Landsdowne Hub), but has invested very little in Mountain Biking.
 The Wither Hills Farm Park with its proximity to town makes for easy and safe accessibility for park users. There are very few areas close to town that are as suitable for mountain biking as the WHFP.
 MMBC would like to see further development of the MTB trail network within the Wither Hills. Where suitable these can be dual use trails, walking and biking.
 When designed, constructed, and maintained correctly, they pose very little environmental risk.

Do you have any views on the farming activity in the Farm Park? (please include reasons) Yes
Reasons Farming activities should be maintained if they enhance the management of the Farm Park. Farming practices that have a detrimental impact on the soil conservation and recreational activities need to be reviewed and managed with consultation from all parties. For example, grazing cows in the areas with downhill mountain bike trails results in costly damage to the trails, particularly as cows tend to

expose under runners and damage the track edges. To repair the damage you need to dig further into the slopes to return the track to the appropriate width. Stock on trails are a significant hazard in themselves. As riders descend with speed stock can become startled and react unpredictably with risk of collision between the rider and the animal.

Do you agree with the suggested following actions to manage fire risk?

- Coordinate with Fire and Emergency New Zealand to increase for public awareness
- Underplant exotic forest areas with either broadleaf hardwoods or lower flammability species
- Expand existing native planted areas
- Start transition of other high flammability species to lower flammability species
- Manage farm tracks and roads to assist in reducing fire spread

Comments

Should there be a need for WHFP closures due to fire risk, MMBC would like to see a staged approach where slopes that are deemed high risk are closed first, then progressive closures working down to the areas deemed low risk. From a mountain bike perspective, the ability to ride in the new skills park when the mountain bike park is shut is a huge step forward. Signage advising of safe riding areas and escape routes may be a help.

What is your primary entry and exit point to the Farm Park? (Tick one entry and one exit point)

Entry

Other (please specify)

Other

All entry points

Exit

Other (please specify)

Other

All exit points

What improvements to existing facilities within the Farm Park do you think are necessary? (please include reasons)

The Mountain Bike tracks are in a neglected and poorly maintained state, and in turn becoming unsafe for riding. MMBC is of the view that the services provided by Downers, both in terms of weed eating and other track maintenance have not meet the contractual obligations and for many years been well below the standard expected, this is not acceptable. The result is that many tracks are now not at the prescribed and advertised grading due to the poor maintenance.

MTB trail maintenance must be undertaken by experienced MTB trail builders.

MMBC request a mutually agreed annual maintenance plan is implemented ASAP. The Mountain Bike Club (who have knowledgeable members keen to help the non-bikers in Council) should be involved in the development of this maintenance plan and in holding contractors to account. The 2003 plan has sections on Community Partnerships. This is a great example of a Community Partnership that could and should be enhanced.

There are several new trails and trail modifications that are required to complete the Mountain Bike Park.

E bikers are now a large portion of our MTB trail users. Consideration to build longer trails to accommodate this new market should be considered.

Do you think there are any additional facilities for Farm Park users that may be needed? (please include reasons)

Yes, there is for additional mountain bike tracks. The ban on track developments in recent years has resulted in the current tracks not fully meeting the needs of riders. An example is there is no dedicated jumps track within the park. As a result, young riders have created illegal jumps. A jumps track would be a beneficial and popular addition to the current track network.

Another huge trend in mountain biking is the number of older riders taking up the sport on E bikes. This demographic is looking for a different type of trail to what the park currently provides. Typically, less technical tracks that are longer are needed to cater for this type of rider.

With more a greater focus on bio security, a bike wash facility with signage encouraging users to pre and post ride wash their bikes would be hugely beneficial.

Shower facilities in the rest rooms would encourage greater use of the Wither Hills, allowing users to 'freshen up' prior to work, appointments or engagements.

Where do you think the focus should be for native restoration planting on the Wither Hills? (please include location and reasons)

Location

Mountain bike park.
Quail Stream.
Gentle Annie.

Reasons

Native trees enhance the environment for walkers and riders. Natives in all key recreational areas would be brilliant.
Trees around MTB trails help to stabilise and safeguard the ground against erosion.
Trees provide both shade and shelter for recreational users, making for a more enjoyable environment.
Planted in the low gully's tree planting won't detract from the iconic Wither Hills view.

What is your view of the management priorities for invasive species (weeds and pests)? (please include reasons)

Mountain bikes are considered low risk for spreading invasive species. Generally, riders stick to trails that are either dirt or gravel, if the surrounding grass is controlled by weed eating and or sprayed, the risk of spreading seed is very low.
Bike wash stations are an easy way to prevent the spread of invasive weeds and are now expected at MTB trail hubs.
Farming practices (shifting stock) are more likely to spread the weeds than recreational users.

How important is maintaining the current landscape of the Wither Hills to you? (please include reasons)

Important

Reasons

The look of the Wither Hills adds character to Blenheim. Encouraging recreation use will not detract or visually alter the Wither Hills. It will enable more users to enjoy the area.

Do you think there is a role for recreation concessions or hospitality services within the park? (please include reasons)

Yes

Reasons

Our members don't have a problem with concessions, hospitality services or events taking place in the park. Careful consideration would need to be made if a fees relating to a concession were charged to commercial

operators. As it is we struggle to encourage MTB coaching businesses to come to Marlborough. Coaching programs like the Krankin Kids Coaching program are paramount to ensure riders learn the skills to ensure their safety while out on the trails. These coaching programs are primarily to encourage safe riding practices and return little financial gain.

Do you have any other feedback on matters you would like to see addressed through the management plan review?

Our members believe the Permitted, Discretionary and Prohibited Activities that are attached to the Four Zones in the current plan have resulted in the management of the park becoming too regimented. MMBC are firmly of the view that if trails are well planned and laid out, walking and biking can easily co-exist in the same areas.

An audit of the entire walking and MTB trail network would identify areas that can co-exist, or require separation, both for safety and enjoyment.

MMBC accepts and supports that some areas should remain excluded from mountain bike. Likewise, there needs to be areas focused for mountain bike only (such as in the MTB Park) where we can eliminate the chance of collisions and conflict between walkers and riders. The current exclusion of walkers in the Mountain Bike Park is appropriate.

MMBC propose removing the Permitted, Discretionary and Prohibited activities from the Zones in the current plan be removed and allow future developments to be assessed on a case by case basis.

The Club would also like to see the Community Partnership opportunities with MDC better defined in the new plan. It would allow Community Groups more clarity on how to work with Council for the benefit of our community.

The need to apply and fund Resource Consent applications for new developments in the Wither Hills Farm Park should be removed from the responsibility of the community groups. The costs associated with Resource Consents should be met by MDC.

Finally, the Club believes the management plan needs to be more prescriptive around track development. The section in the current plan that talks about expectations for buildings and facilities should be extended to include tracks (both walking and mountain biking). The plan should allow readers to understand how to present proposals to Council that already meet key Council requirements. The plan should be written in a way to allow the ongoing development of recreational facilities without the need to impose a blanket ban on the development of new facilities.

The management plan and the resulting resource consent requirements should be simplified under this new management plan.

Thank you for the opportunity to submit the Wither Hills Management plan.

Upload files here