



MARLBOROUGH
DISTRICT COUNCIL

Backflow Prevention

BOUNDARY



Protecting Water Networks

What is backflow?

Backflow is the undesirable reversal of the flow of water from its intended direction. Backflow at a property boundary is dangerous because it can allow contaminants from activities within a property to be drawn into the public drinking water supply. Backflow can occur when there is high pressure inside your property, or low pressure in Council water mains (such as when a water main bursts).

What are the risks to the water supply from my property?

The levels of risk are determined by the New Zealand Building Regulations 1992, Schedule 1, G12.

High hazard

Anything that has the potential to cause death.

Medium hazard

Anything that has the potential to injure or endanger health.

Low hazard

Anything that has the potential to alter colour, taste or odour, but not endanger health.

Examples of these hazards are:

Swimming pools	Medical/HealthCare facilities
Fire sprinkler systems	Marinas
Lawn sprinkler systems	Abattoirs
Hairdressers	Stock water troughs
Photo labs	Commercial food/beverage premises
Petrol stations	

If water from any of these activities flowed back into public water supplies, there is the potential to provide any one of these hazards.

How is backflow prevented?

Backflow is prevented by installing a mechanical device on your water supply at the property boundary. The level of risk determines the type of device required:

High risk

Reduced Pressure Zone Valve (RPZ).

Medium risk

Double Check Valve.

Low risk

Non-testable Dual Check Valve.

What is my responsibility?

The property owner has the primary responsibility to ensure that no hazardous pollutant or contaminant can enter the public water supply from their property.

The Local Government Act 2002 and Marlborough District Council Bylaw 2002 state that it is an offence to pollute or contaminate the water supply.

Some properties will already have some form of backflow prevention inside the property, close to the source of risk. These devices have been installed to protect occupants of the property from the risks inside the property. Unfortunately, this protection does not always provide a level of protection adequate for the public water supply.

It is Council policy to require a device to be installed at the boundary of any property where a risk to the water supply has been determined. There is a cost associated with supplying and installing these devices which is the responsibility of the property owner or occupant to pay.

Supply and installation is carried out by Council.

Council is required to test the medium and high risk devices annually. There is a charge associated with this annual testing and this is to be paid by the property owner or occupant.

A schedule of fees will be available on the Council website.



What is Council's responsibility?

Council is required to protect all public potable water supplies.

Once any boundary backflow device has been installed, we will add this to a register and ensure that it is checked and tested on an annual basis.

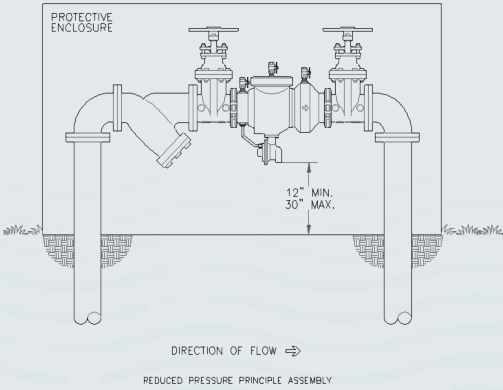
We will be conducting ongoing surveys to ensure that the public water supplies are protected and provide guidance and resources to the public so they can minimise backflow potential.

Resources and helpful hints will be available on Council's website: [marlborough.govt.nz](https://www.marlborough.govt.nz)

Types of Boundary Protection

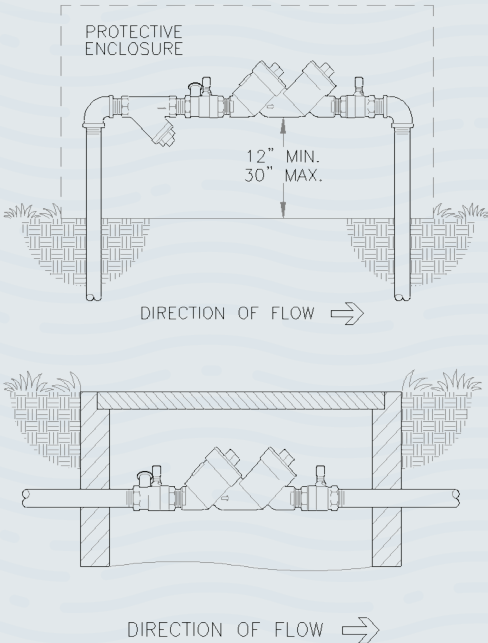
High risk

Reduce pressure zone

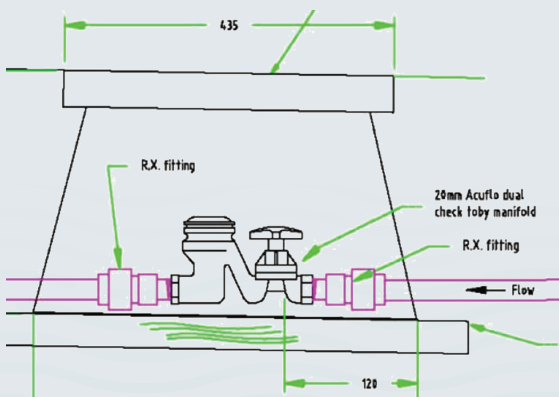


Medium risk

Double check



Low risk Dual check



For more information

Visit our website marlborough.govt.nz
for resources and helpful hints:

 Search 'water supplies'

Email us at mdc@marlborough.govt.nz

Phone our Customer Service Centre on
03 520 7400 to speak to one of our
friendly staff.

Visit us at **15 Seymour Street, Blenheim** or
2 Dublin Street, Picton.